YOKOTA AIR BASE

NON-COMMISSIONED OFFICER & AIRMAN

HOUSING FLOOR PLANS

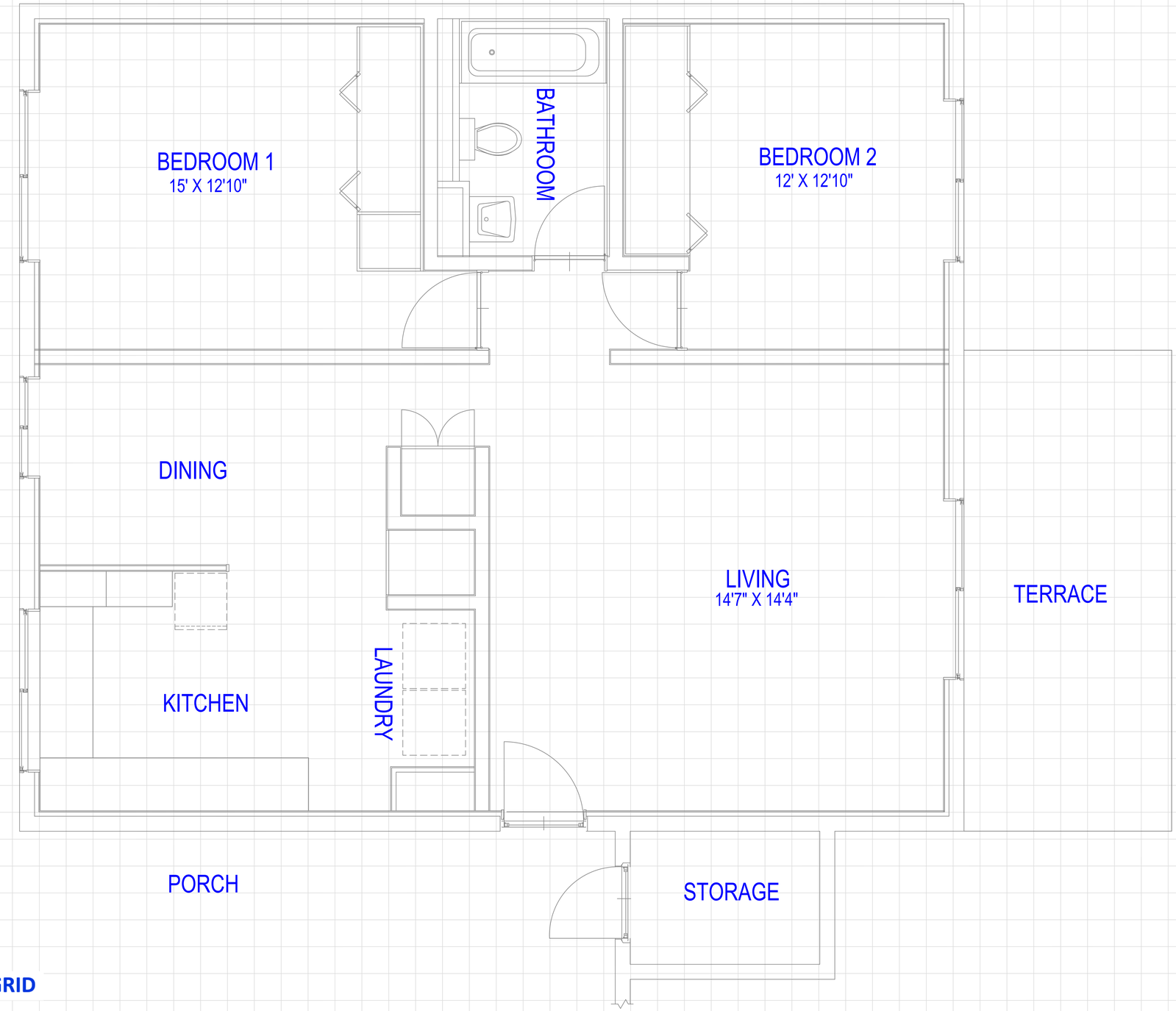

1 FOOT BY 1 FOOT GRID

Bldg 2002

SCALE: ######

MARK	DESCRIPTION	DATE	APPR.	MARK	DESCRIPTION	DATE	APPR.

DESIGNED BY:
DRAWN BY: 1545095640A
CHECKED BY:
SUBMITTED BY:
DATE: 12-Jun-2020
SOLICITATION NO.:
CONTRACT NO.:
PLOT SCALE:
PLOT DATE:
FILE NUMBER:
SIZE: ANSI D
FILE NAME: 2002Q06.dwg

PACIFIC AIR FORCES
YOKOTA AIR FORCE BASE, JAPAN

374 CES/CENME
YOKOTA AIR BASE,
BLDG 935
FUSSA-CITY TOKYO 197-0001

BUILDING 2002
FLOOR PLAN

SHEET IDENTIFICATION
A-101
SHEET 1 OF 1

Drawing Location: H:\A_Current Contracts\Current Jobs_CAD\Facility Drawing Plan Files\2002\2002Q06.dwg

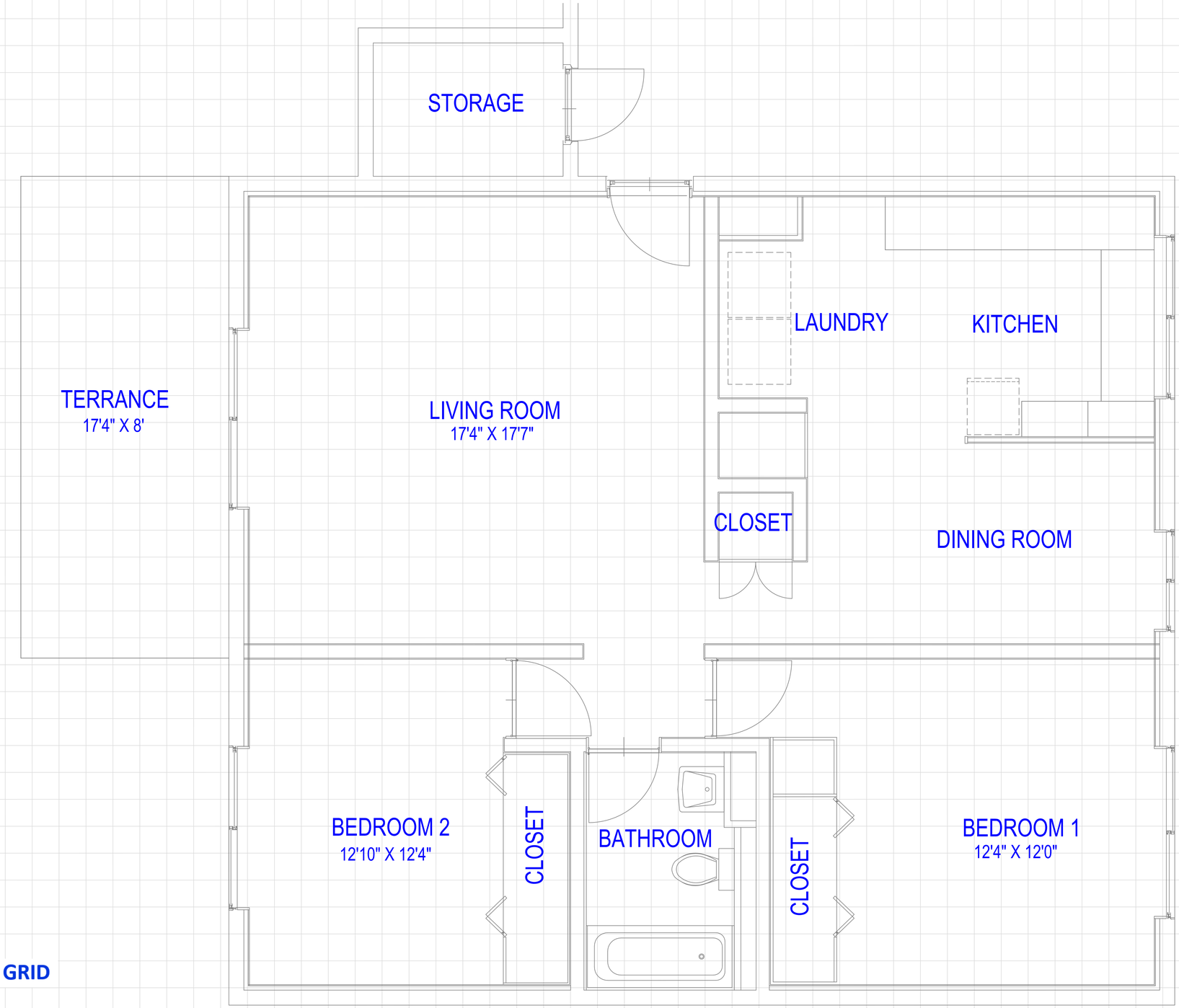

1 FOOT BY 1 FOOT GRID

Bldg 2006

SCALE: ######

MARK	DESCRIPTION	DATE	APPR.	MARK	DESCRIPTION	DATE	APPR.

DESIGNED BY:
DRAWN BY: 1540595540A
CHECKED BY:
SUBMITTED BY:
DATE: 15 Jun 2009
SOLICITATION NO.:
CONTRACT NO.:
PLOT SCALE:
PLOT DATE:
FILE NUMBER:
SIZE: ANSI D
FILE NAME: 2006 Gbldg

PACIFIC AIR FORCES
YOKOTA AIR FORCE BASE, JAPAN

374 CES/CEMME
YOKOTA AIR BASE,
BLDG 900
FUSSA-CITY TOKYO 197-0001

BUILDING 2006
FLOOR PLAN

SHEET IDENTIFICATION
A-101
SHEET 1 OF 1

Drawing Location: C:\AutoCad Contractor\Jobs\CEMME - GIS\Family Housing Plan Revs\2006\2006.Dwg

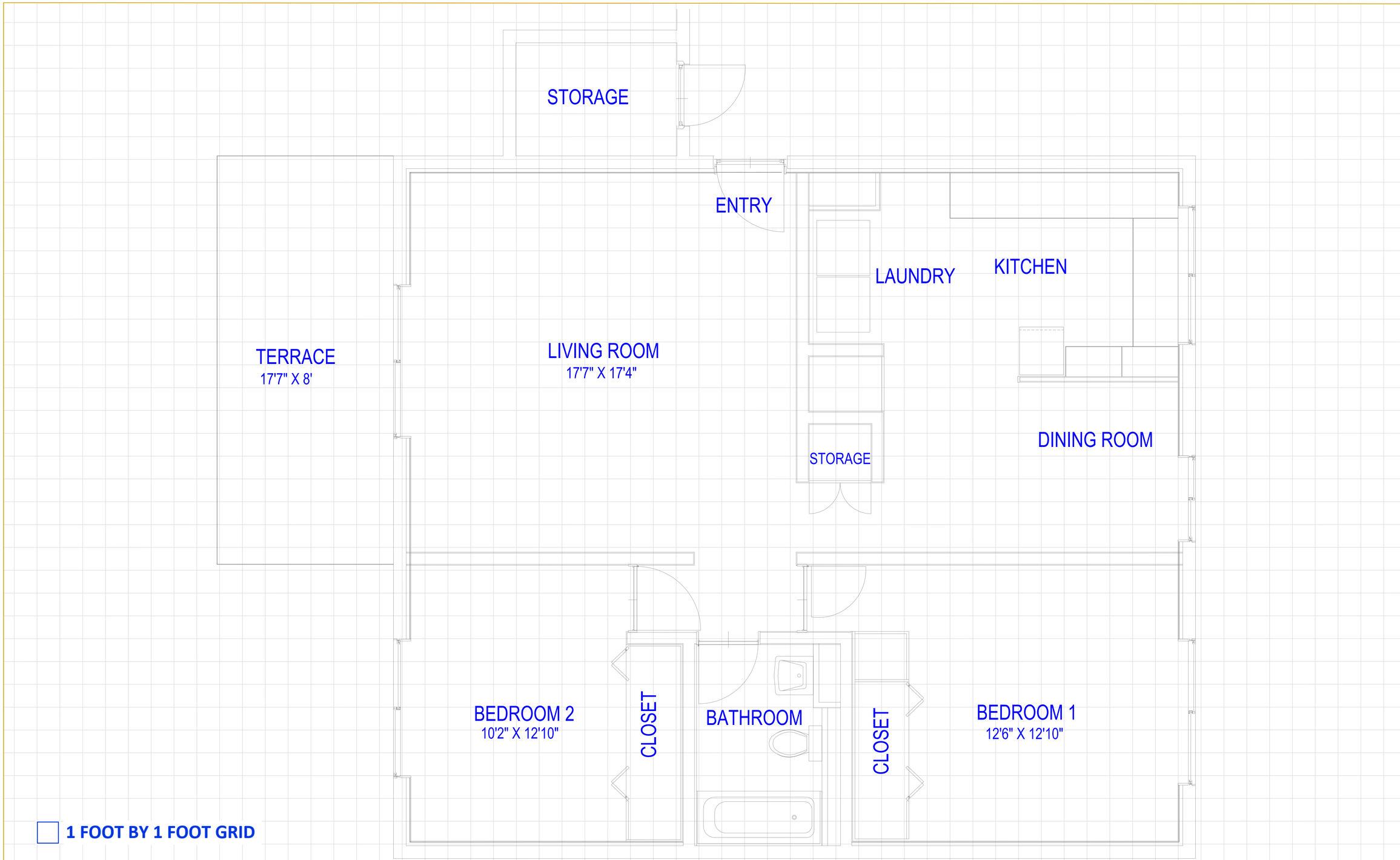

Bldg 3056

SCALE: ######

MARK	DESCRIPTION	DATE	APPR.	MARK	DESCRIPTION	DATE	APPR.

DESIGNED BY:
DRAWN BY: 1545095404A
CHECKED BY:
SUBMITTED BY:
PLOT SCALE:
PLOT DATE:
SIZE: ANSI D
FILE NAME: 3056 grid.dwg
DATE: 15 Jun 2009
SOLICITATION NO.:
CONTRACT NO.:
FILE NUMBER:

PACIFIC AIR FORCES
YOKOTA AIR FORCE BASE, JAPAN

374 CES/CEMME
YOKOTA AIR BASE,
APO AP 96328
FUSSA-CITY TOKYO 197-0001

BUILDING 3056
FLOOR PLAN

SHEET IDENTIFICATION
A-101
SHEET 1 OF 1

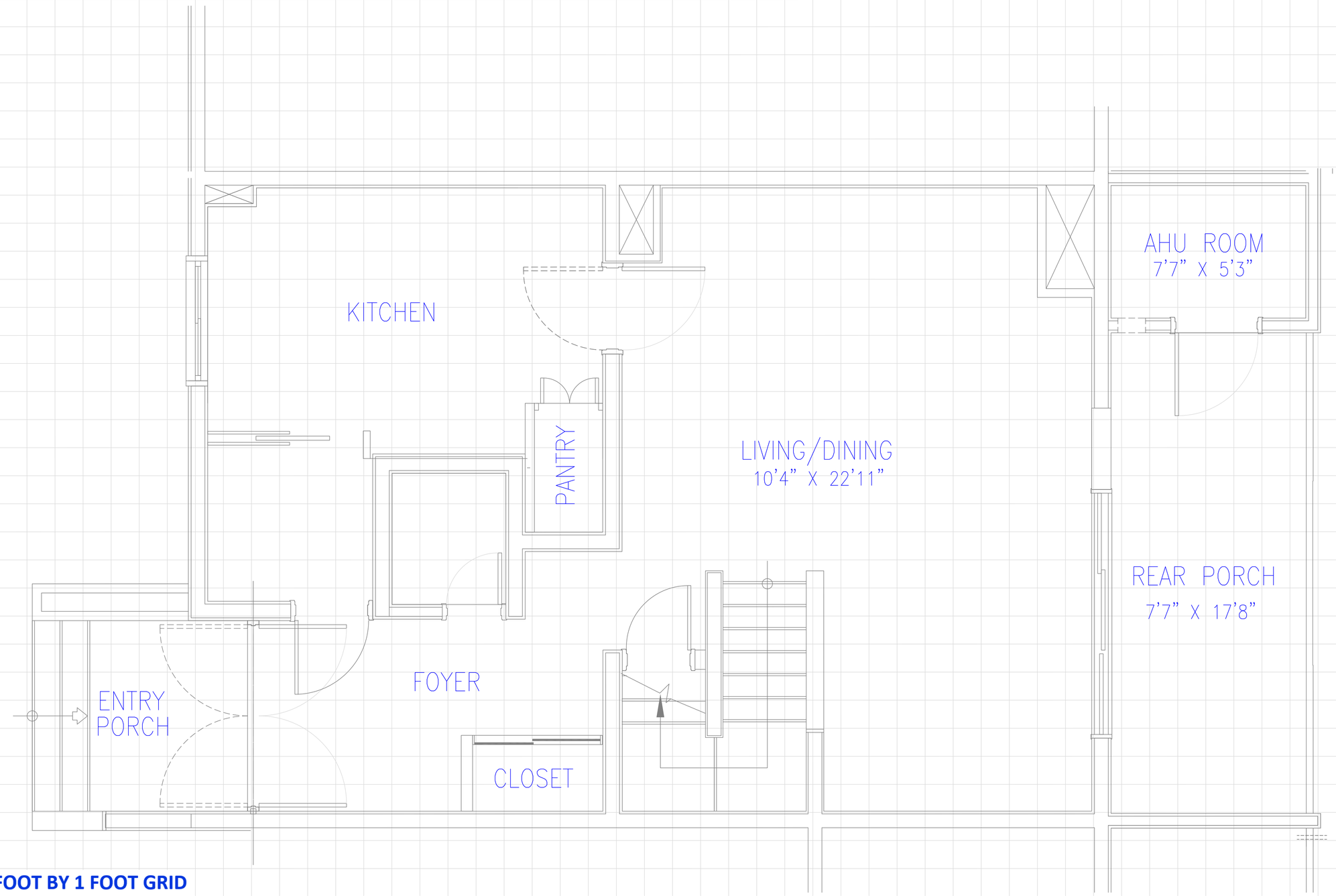

Bldg 4401 FIRST FLOOR

SCALE: ######

MARK	DESCRIPTION	DATE	APPR.	MARK	DESCRIPTION	DATE	APPR.

DESIGNED BY:
DRAWN BY: 1545095A0A
CHECKED BY:
SUBMITTED BY:
PLOT SCALE:
PLOT DATE:
SIZE: ANSI D
FILE NAME: 4401 CAD.dwg
DATE: 15 Jan 2020
SOLICITATION NO.:
CONTRACT NO.:
FILE NUMBER:

PACIFIC AIR FORCES
YOKOTA AIR FORCE BASE, JAPAN

374 CES/CEMME
YOKOTA AIR BASE,
BLDG 3053
FUSSA-CITY TOKYO 197-0001

BUILDING 4401
FLOOR PLAN
FIRST FLOOR

SHEET IDENTIFICATION
A-101
SHEET 1 OF 1

Drawing Location: U:\N_General Correspondence\CADBIM\3_CAD\Facility Plan\Elevation\1 Grouting

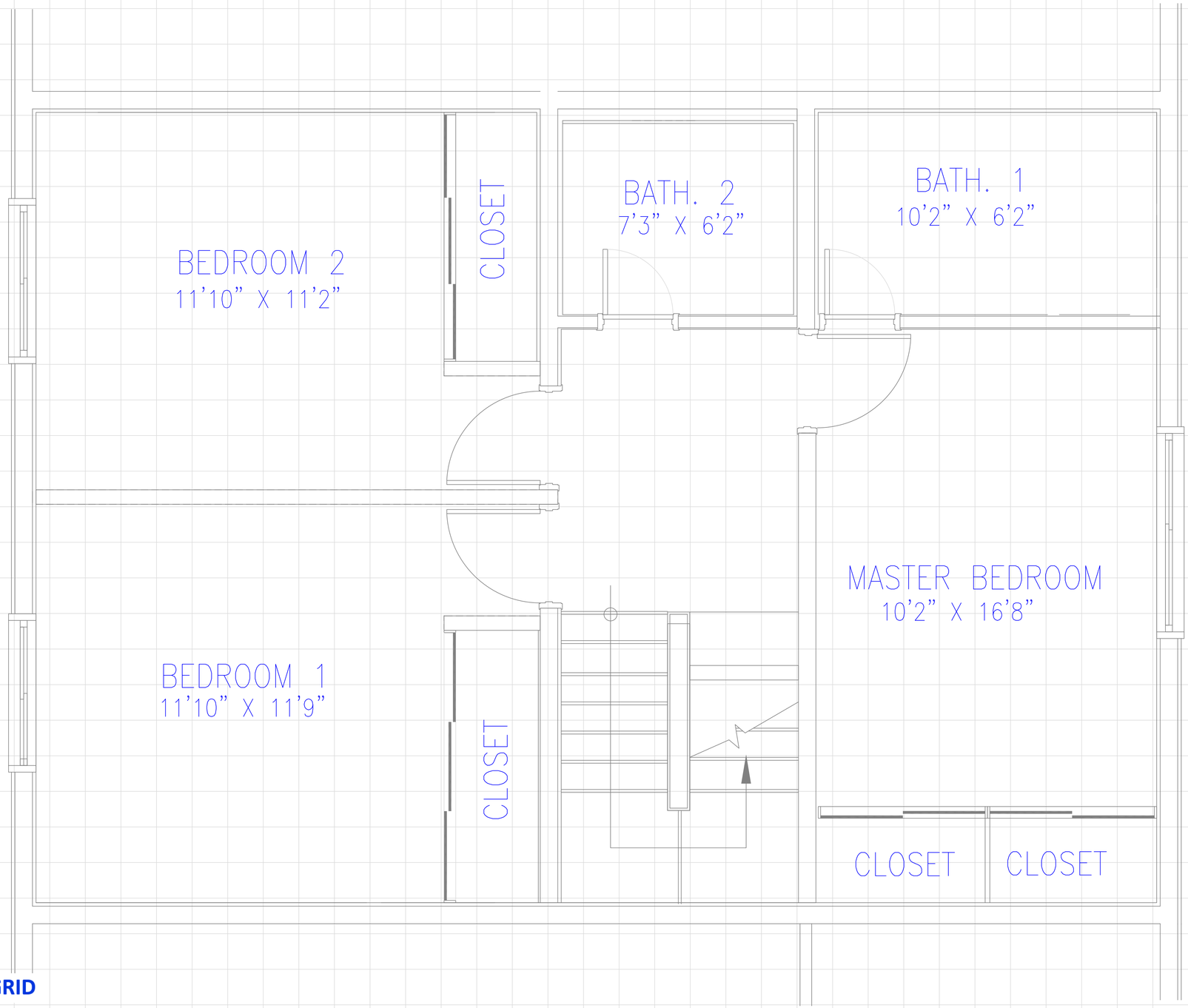

1 FOOT BY 1 FOOT GRID

Bldg 4401 SECOND FLOOR

SCALE: ######

MARK	DESCRIPTION	DATE	APPR.	MARK	DESCRIPTION	DATE	APPR.

PACIFIC AIR FORCES
YOKOTA AIR FORCE BASE, JAPAN

374 CES/CENME
YOKOTA AIR BASE,
BLDG 5083
FUSSA-CITY TOKYO 197-0001

DESIGNED BY:
DRAWN BY: 1545095440A
CHECKED BY:
SUBMITTED BY:
DATE: 12-Jun-2020
SOLICITATION NO.:
CONTRACT NO.:
PLOT SCALE:
PLOT DATE:
FILE NUMBER:
SIZE: ANSI D
FILE NAME: 4401 GA.dwg

BUILDING 4401
FLOOR PLAN
SECOND
FLOOR

SHEET IDENTIFICATION
A-101
SHEET 1 OF 1

Drawing Location: File, Drawer Contents/projects/cad CD&ES, CAD/Arch/ Working Plan Revision/1401 GA.dwg

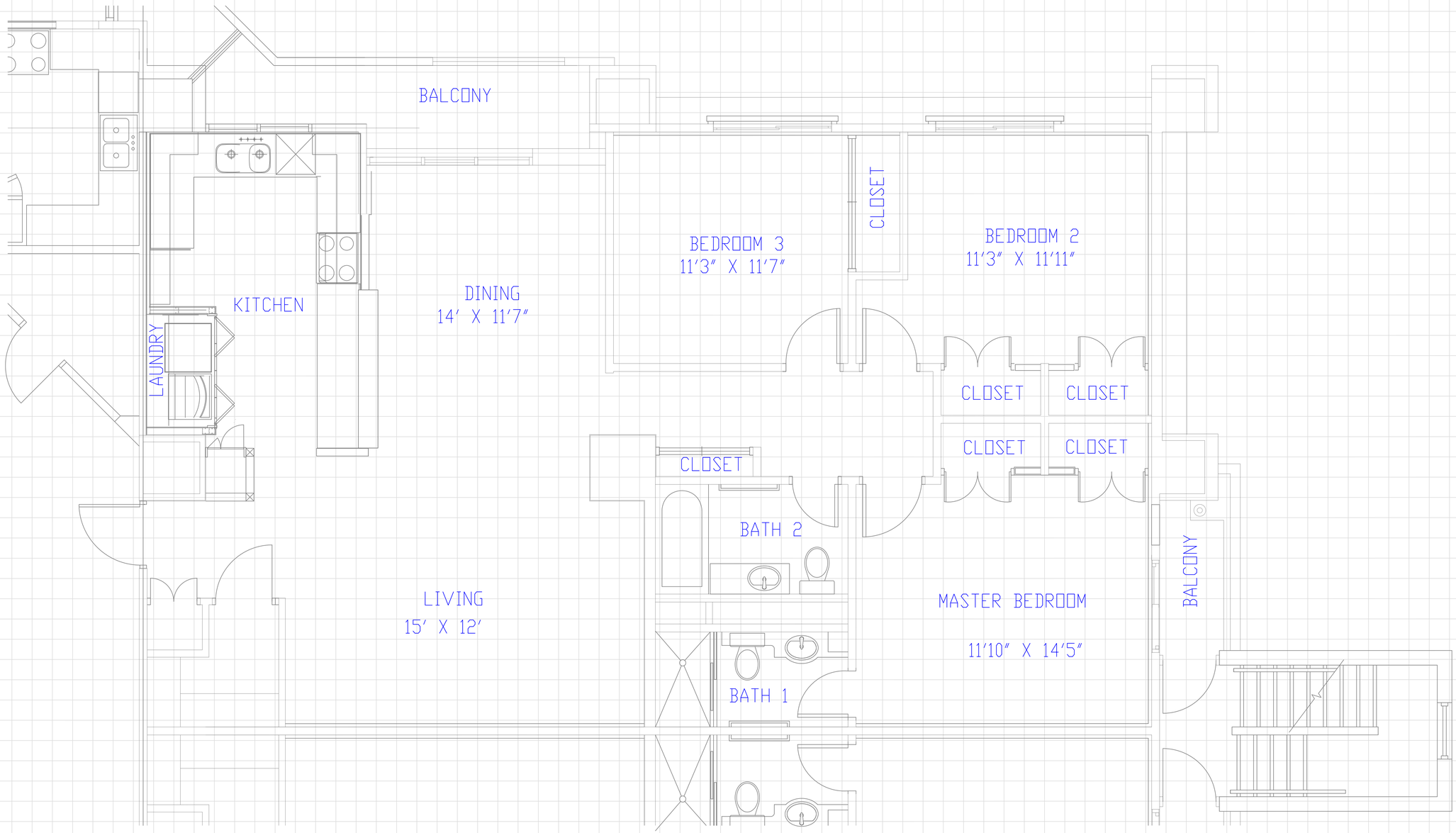

1 FOOT BY 1 FOOT GRID

Bldg 4305

SCALE: ######

MARK	DESCRIPTION	DATE	APPR.	MARK	DESCRIPTION	DATE	APPR.

DESIGNED BY:
DRAWN BY: 154509544DA
CHECKED BY:
SUBMITTED BY:
PLOT SCALE:
PLOT DATE:
DATE: 15 Jun 2009
SOLICITATION NO.:
CONTRACT NO.:
FILE NUMBER:
SIZE: ANSI D
FILE NAME: 4305 GA.dwg

PACIFIC AIR FORCES
YOKOTA AIR FORCE BASE, JAPAN

374 CES/CEMME
YOKOTA AIR BASE,
BLDG 580
FUSSA-CITY TOKYO 197-0001

BUILDING
4305
FLOOR PLAN

SHEET IDENTIFICATION
A-101
SHEET 1 OF 1

Drawing Location: C:\AutoCad Contractor\general-C10MATL_CAD\Family Housing Plans Revised\4305 GA.dwg

TOWER 2000 - TYPE A

SCALE: ######

MARK	DESCRIPTION	DATE	APPR.	MARK	DESCRIPTION	DATE	APPR.

DESIGNED BY:
DRAWN BY: 154D99540A
CHECKED BY:
SUBMITTED BY:
PLOT SCALE:
PLOT DATE:
SIZE: ANSI D
FILE NAME: B2000-Grid.dwg
DATE: 15 JUL 2020
SOLICITATION NO.:
CONTRACT NO.:
FILE NUMBER:

PACIFIC AIR FORCES
YOKOTA AIR FORCE BASE, JAPAN

374 CES/CEMME
YOKOTA AIR BASE,
BLDG 1039
FUSSA-CITY TOKYO 197-0001

BUILDING 2000
FLOOR PLAN
FIRST FLOOR
UNIT A

SHEET IDENTIFICATION
A-101
SHEET 1 OF 1

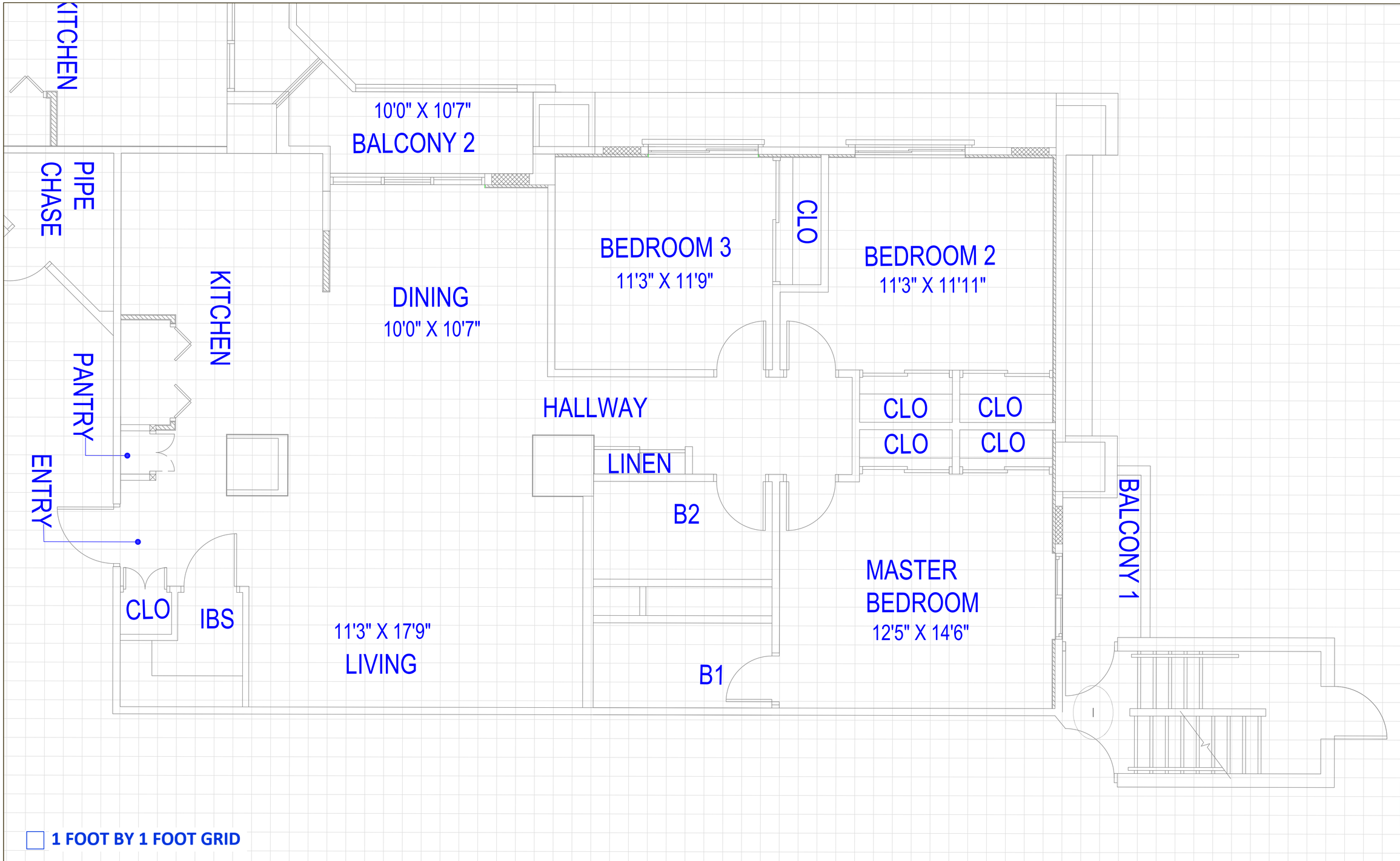

TOWER 2000 - TYPE B

SCALE: #######

MARK	DESCRIPTION	DATE	APPR.	MARK	DESCRIPTION	DATE	APPR.

DESIGNED BY:
DRAWN BY: 1545095404A
CHECKED BY:
DATE: 15 Jun 2020
SOLICITATION NO.:
SUBMITTED BY:
CONTRACT NO.:
PLOT SCALE:
PLOT DATE:
FILE NUMBER:
SIZE: ANSI D
FILE NAME: B2000 QMX.dwg

PACIFIC AIR FORCES
YOKOTA AIR FORCE BASE, JAPAN

374 CES/CEMME
YOKOTA AIR BASE,
BLDG 208
FUSSA-CITY TOKYO 197-0001

BUILDING 2000
FLOOR PLAN
FIRST FLOOR
UNIT B

SHEET IDENTIFICATION
A-101
SHEET 1 OF 1

TOWER 2000 - TYPE A

SCALE: ######

MARK	DESCRIPTION	DATE	APPR.	MARK	DESCRIPTION	DATE	APPR.

DESIGNED BY:
DRAWN BY: 154D99540A
CHECKED BY:
SUBMITTED BY:
PLOT SCALE:
PLOT DATE:
SIZE: ANSI D
FILE NAME: B2000-Grid.dwg
DATE: 15 JUL 2020
SOLICITATION NO.:
CONTRACT NO.:
FILE NUMBER:

PACIFIC AIR FORCES
YOKOTA AIR FORCE BASE, JAPAN

374 CES/CEMME
YOKOTA AIR BASE,
BLDG 1039
FUSSA-CITY TOKYO 197-0001

BUILDING 2000
FLOOR PLAN
FIRST FLOOR
UNIT A

SHEET IDENTIFICATION
A-101
SHEET 1 OF 1

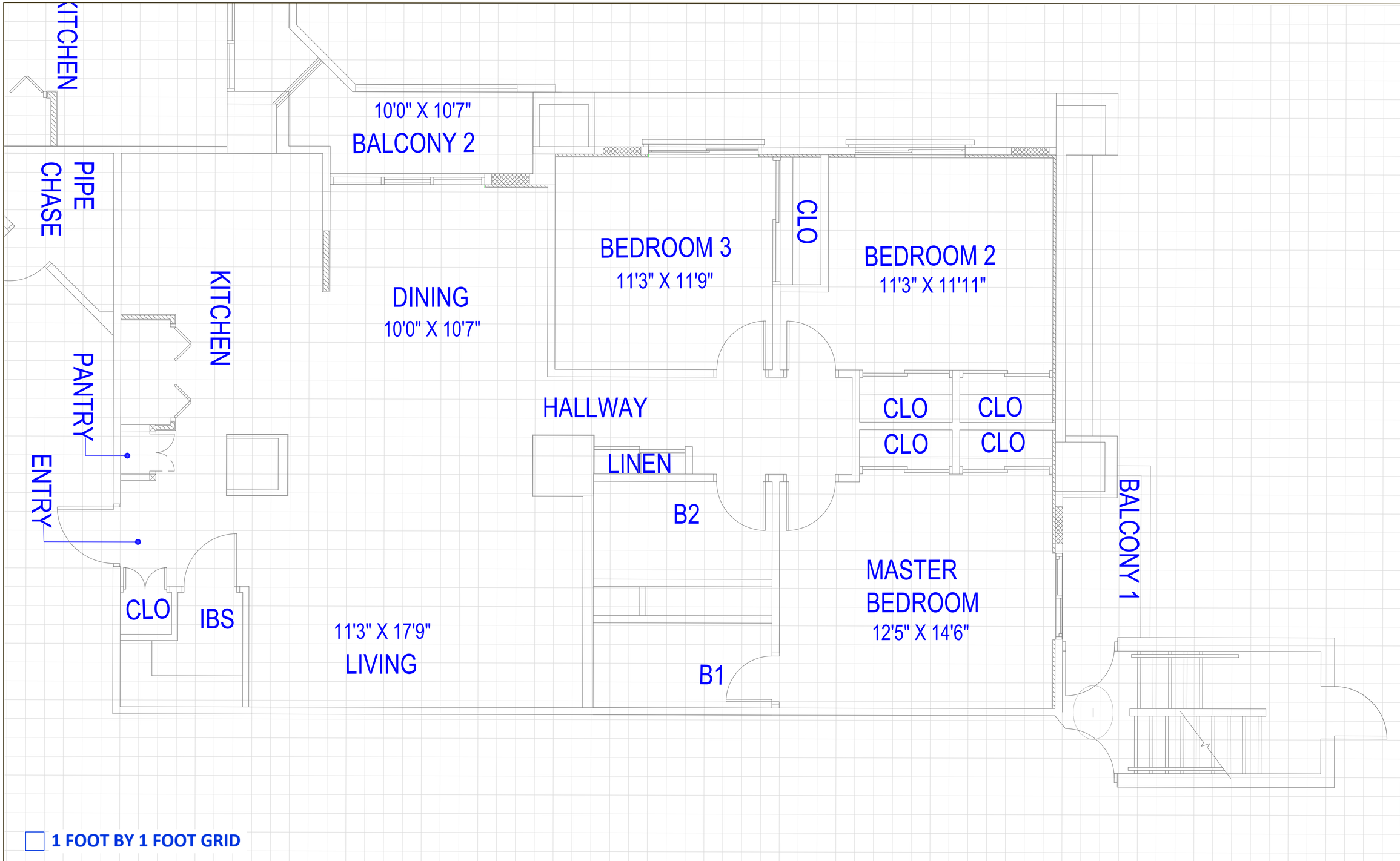

TOWER 2000 - TYPE B

SCALE: ######

MARK	DESCRIPTION	DATE	APPR.	MARK	DESCRIPTION	DATE	APPR.

DESIGNED BY:
DRAWN BY: 1545095404A
CHECKED BY:
DATE: 15 Jun 2020
SUBMITTED BY:
SOLICITATION NO.:
CONTRACT NO.:
PLOT SCALE:
PLOT DATE:
FILE NUMBER:
SIZE: ANSI D
FILE NAME: B2000 QMX.dwg

PACIFIC AIR FORCES
YOKOTA AIR FORCE BASE, JAPAN

374 CES/CEMME
YOKOTA AIR BASE,
BLDG 1058
FUSSA-CITY TOKYO 197-0001

BUILDING 2000
FLOOR PLAN
FIRST FLOOR
UNIT B

SHEET IDENTIFICATION
A-101
SHEET 1 OF 1

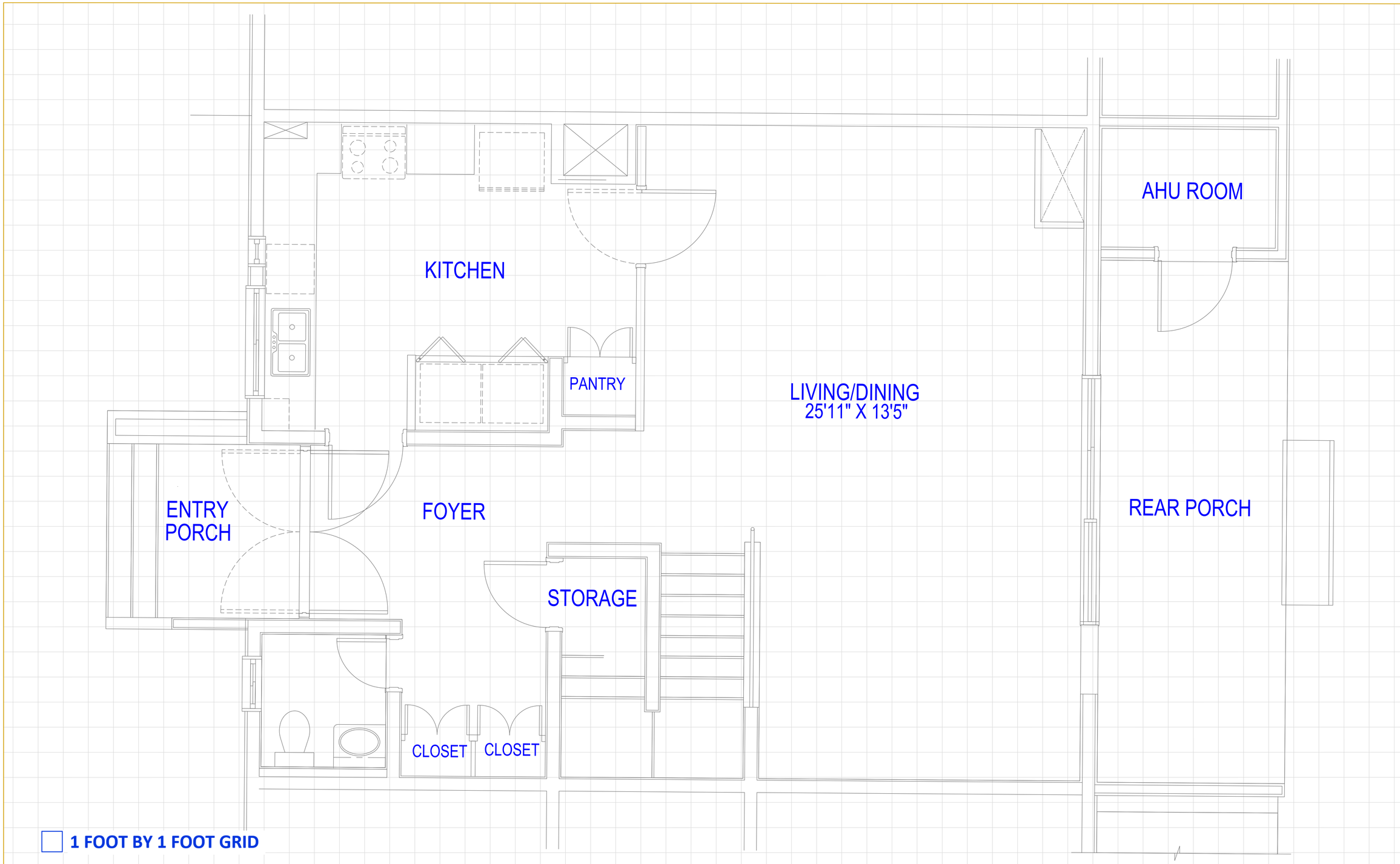

Bldg 4407 Floor 1

SCALE: ######

MARK	DESCRIPTION	DATE	APPR.	MARK	DESCRIPTION	DATE	APPR.

PACIFIC AIR FORCES
YOKOTA AIR FORCE BASE, JAPAN

374 CES/CEINME
YOKOTA AIR BASE,
BLDG 3028
FUSSA-CITY TOKYO 197-0001

DESIGNED BY:
DRAWN BY: 1545095A0A
CHECKED BY:
SUBMITTED BY:
PLOT SCALE:
PLOT DATE:
SIZE: ANSI D
FILE NAME: 4407 CAD.dwg
DATE: 15 Jan 2020
SOLICITATION NO.:
CONTRACT NO.:
FILE NUMBER:

BUILDING 4407
FLOOR PLAN
FIRST FLOOR

SHEET IDENTIFICATION
A-101
SHEET 1 OF 1

Drawing Location: U:\A_General Correspondence\Admin_CAD\Facility Plans\Facilities\4407 CAD.dwg

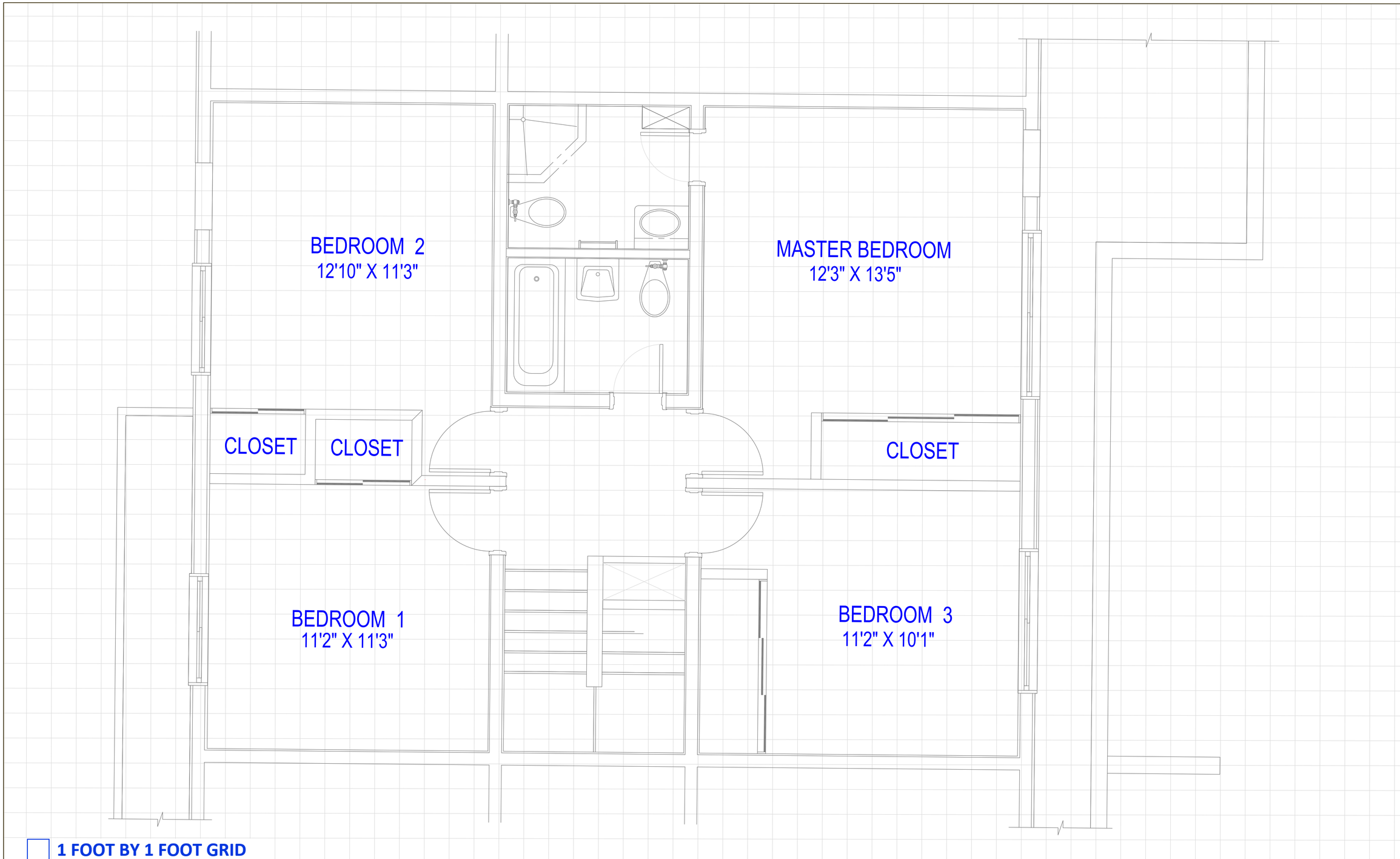

Bldg 4407 Floor 2

SCALE: ######

MARK	DESCRIPTION	DATE	APPR.	MARK	DESCRIPTION	DATE	APPR.

PACIFIC AIR FORCES
YOKOTA AIR FORCE BASE, JAPAN

374 CES/CEMME
YOKOTA AIR BASE,
APO AP 96328
FUSSA-CITY TOKYO 197-0001

DESIGNED BY:
DRAWN BY: 1545095406
CHECKED BY:
SUBMITTED BY:
PLOT SCALE:
PLOT DATE:
SIZE: ANSI D
FILE NAME: 4407 QA2.dwg
DATE: 15 Jun 2020
SOLICITATION NO.:
CONTRACT NO.:
FILE NUMBER:

BUILDING 4407
FLOOR PLAN
SECOND FLOOR

SHEET IDENTIFICATION
A-101
SHEET 1 OF 1

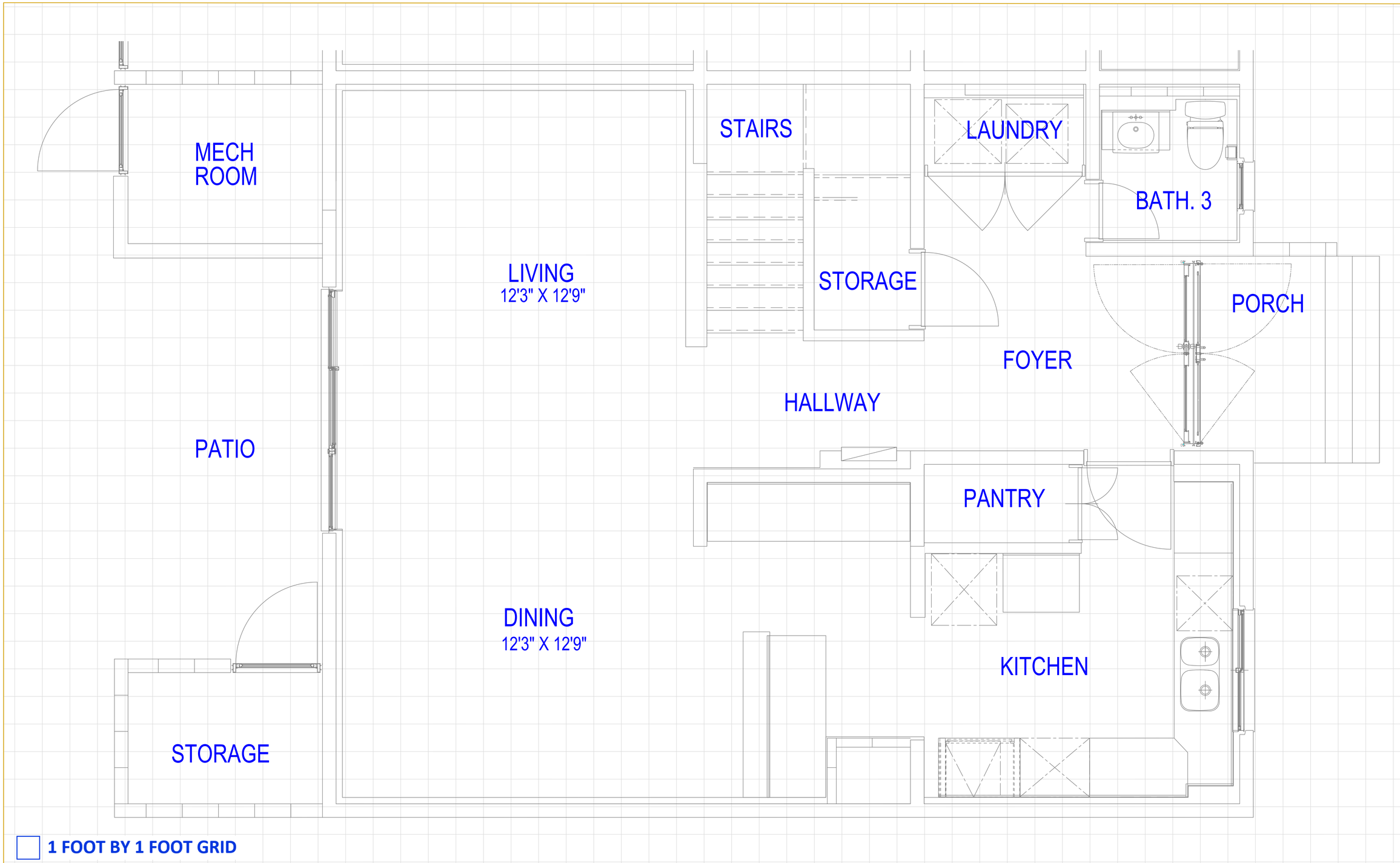

Bldg 4463 Floor 1

SCALE: ######

MARK	DESCRIPTION	DATE	APPR.	MARK	DESCRIPTION	DATE	APPR.

DESIGNED BY:
DRAWN BY: 1545095440A
CHECKED BY:
SUBMITTED BY:
PLOT SCALE:
PLOT DATE:
SIZE: ANSI D
DATE: 15 Jul 2020
SOLICITATION NO.:
CONTRACT NO.:
FILE NUMBER:
FILE NAME: 4463 Grid.dwg

PACIFIC AIR FORCES
YOKOTA AIR FORCE BASE, JAPAN

374 CES/CENME
YOKOTA AIR BASE,
BUILDING 4463
FUSSA-CITY TOKYO 197-0001

BUILDING
4463
FLOOR 1
FLOOR PLAN

SHEET IDENTIFICATION
A-101
SHEET 1 OF 1

Drawing Location: Civil, Current Correspondence/Grid/DWG - CADFactory Imaging Plan Plotter/Grid1.DWG

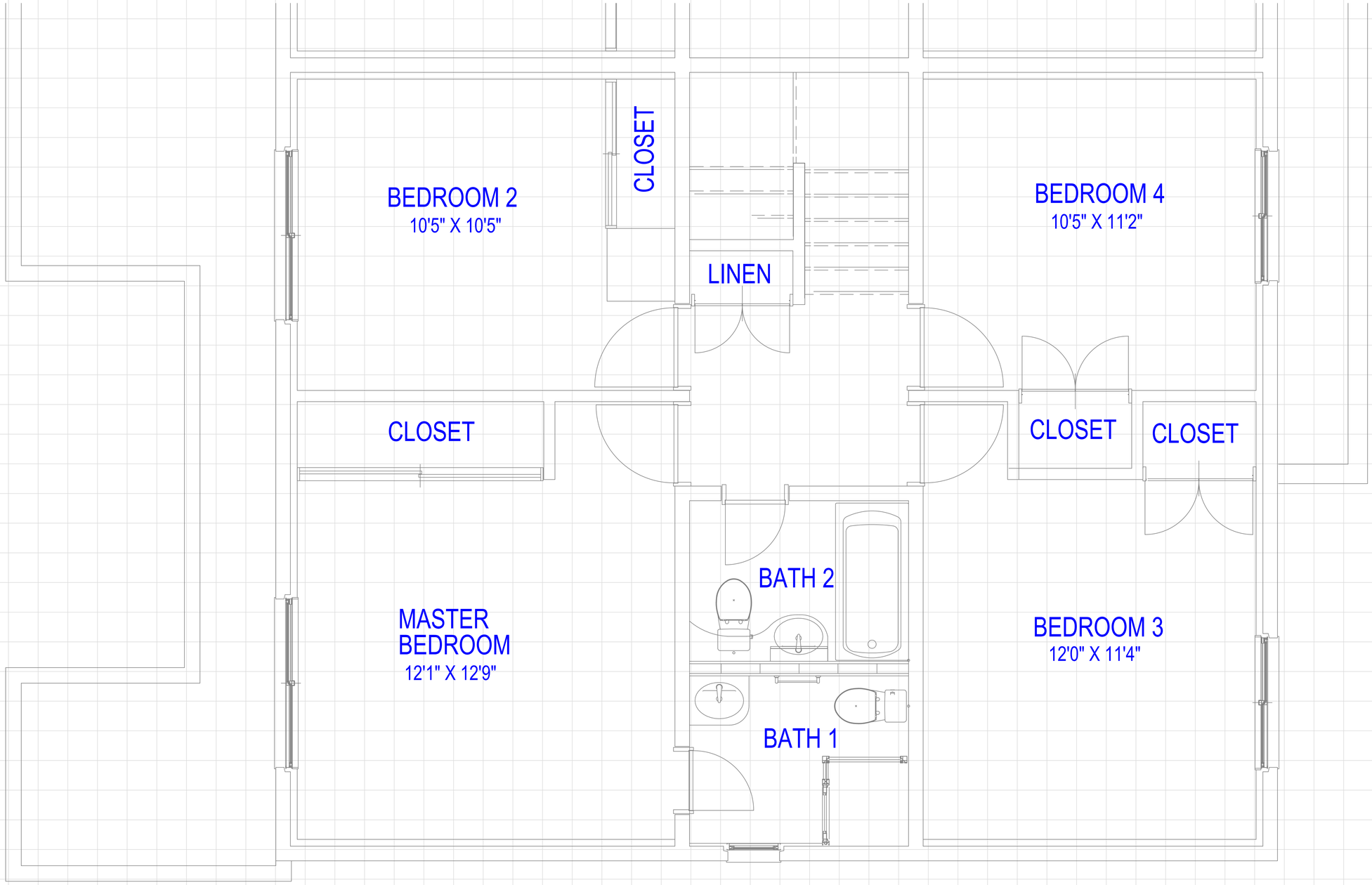

1 FOOT BY 1 FOOT GRID

Bldg 4463 Floor 2

SCALE: ######

MARK	DESCRIPTION	DATE	APPR.	MARK	DESCRIPTION	DATE	APPR.

DESIGNED BY:
DRAWN BY: 1545095440A
CHECKED BY:
SUBMITTED BY:
PLOT SCALE:
PLOT DATE:
DATE: 15 Jan 2020
SOLICITATION NO.:
CONTRACT NO.:
FILE NUMBER:
SIZE: ANSI D
FILE NAME: 4463 Cover.dwg

PACIFIC AIR FORCES
YOKOTA AIR FORCE BASE, JAPAN

374 CES/CENME
YOKOTA AIR BASE,
BLDG 3039
FUSSA-CITY TOKYO 197-0001

BUILDING 4463
FLOOR 2
FLOOR PLAN

SHEET IDENTIFICATION
A-101
SHEET 1 OF 1

Drawing Creation, CAD, General Correspondence: CADBIM3D, CADFab only Visually Blue Powered Lowery Consulting

YOKOTA AIR BASE

SENIOR NON-COMMISSIONED OFFICER

HOUSING FLOOR PLANS

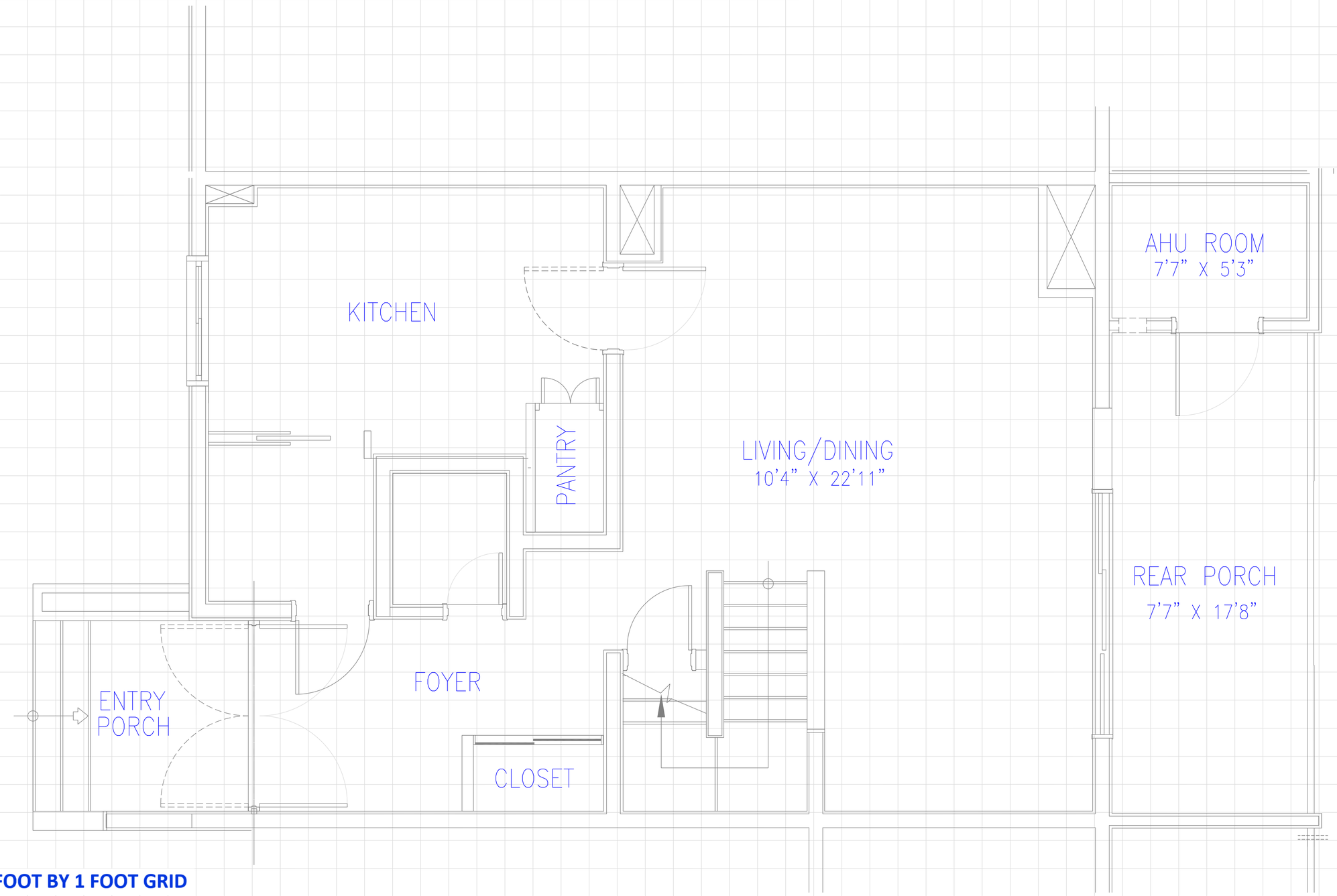

1 FOOT BY 1 FOOT GRID

Bldg 4401 FIRST FLOOR

SCALE: ######

MARK	DESCRIPTION	DATE	APPR.	MARK	DESCRIPTION	DATE	APPR.

DESIGNED BY:
DRAWN BY: 154509940A
CHECKED BY:
SUBMITTED BY:
PLOT SCALE:
PLOT DATE:
SIZE: ANSI D
FILE NAME: 4401 GA0.dwg
DATE: 15 Jan 2020
SOLICITATION NO.:
CONTRACT NO.:
FILE NUMBER:

PACIFIC AIR FORCES
YOKOTA AIR FORCE BASE, JAPAN

374 CES/CEMME
YOKOTA AIR BASE,
BLDG 3083
FUSSA-CITY TOKYO 197-0001

BUILDING 4401
FLOOR PLAN
FIRST FLOOR

SHEET IDENTIFICATION
A-101
SHEET 1 OF 1

Drawing Location: U:\A_General Correspondence\CADBIM\3_CAD\Facility Plan\Elevation\1 Grouting

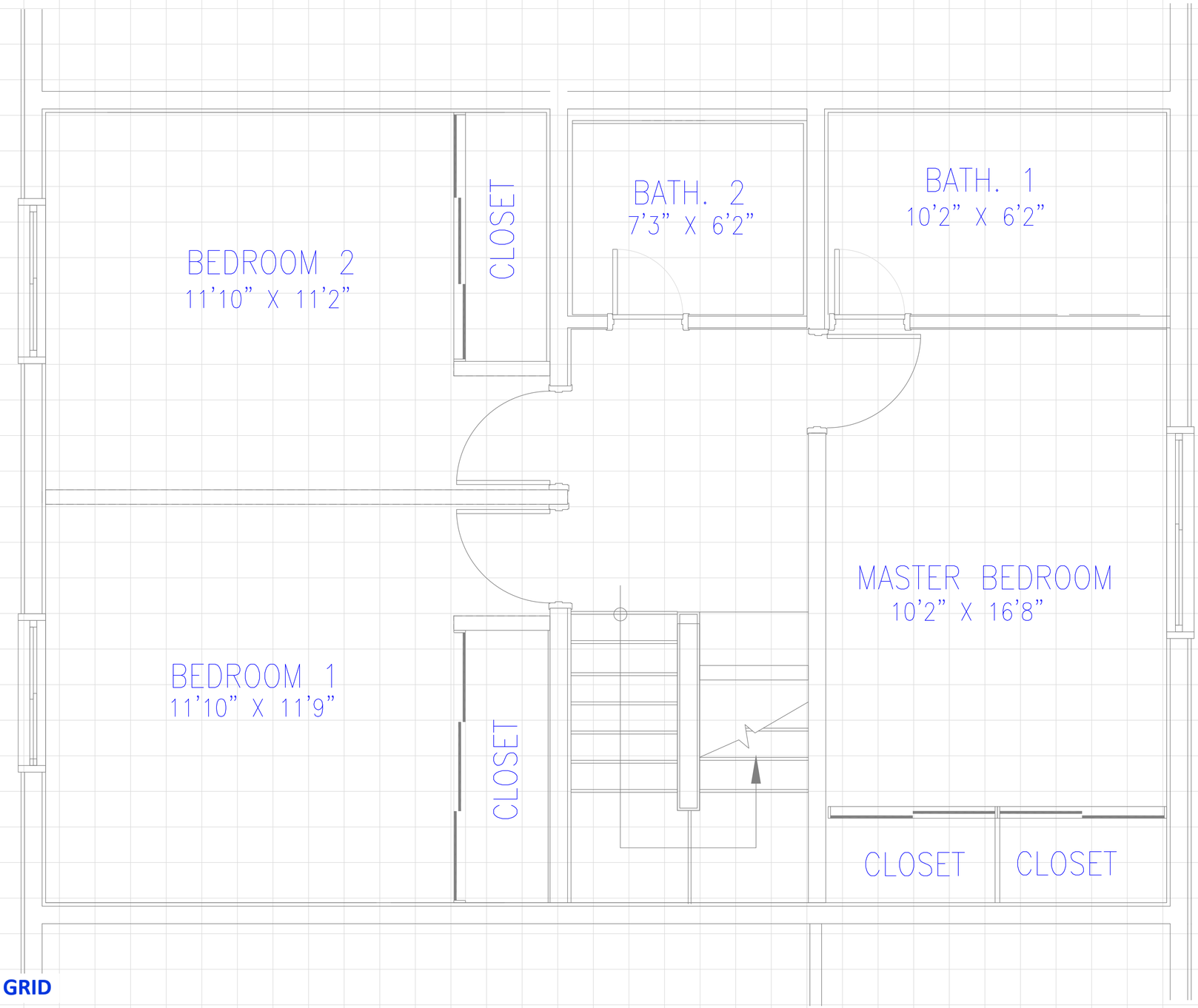

1 FOOT BY 1 FOOT GRID

Bldg 4401 SECOND FLOOR

SCALE: ######

MARK	DESCRIPTION	DATE	APPR.	MARK	DESCRIPTION	DATE	APPR.

PACIFIC AIR FORCES
YOKOTA AIR FORCE BASE, JAPAN

374 CES/CENME
YOKOTA AIR BASE,
BLDG 5083
FUSSA-CITY TOKYO 197-0001

DESIGNED BY:
DRAWN BY: 1545095440A
CHECKED BY:
SUBMITTED BY:
PLOT SCALE:
PLOT DATE:
SIZE: ANSI D
FILE NAME: 4401 GA.dwg
DATE: 12-Jun-2020
SOLICITATION NO.:
CONTRACT NO.:
FILE NUMBER:

BUILDING 4401
FLOOR PLAN
SECOND
FLOOR

SHEET IDENTIFICATION
A-101
SHEET 1 OF 1

Drawing Location: File, Drawer Cabinet/projects/cad CD&ES, CAD/Arch/ Incoming Plan Revision/1401 Drawing

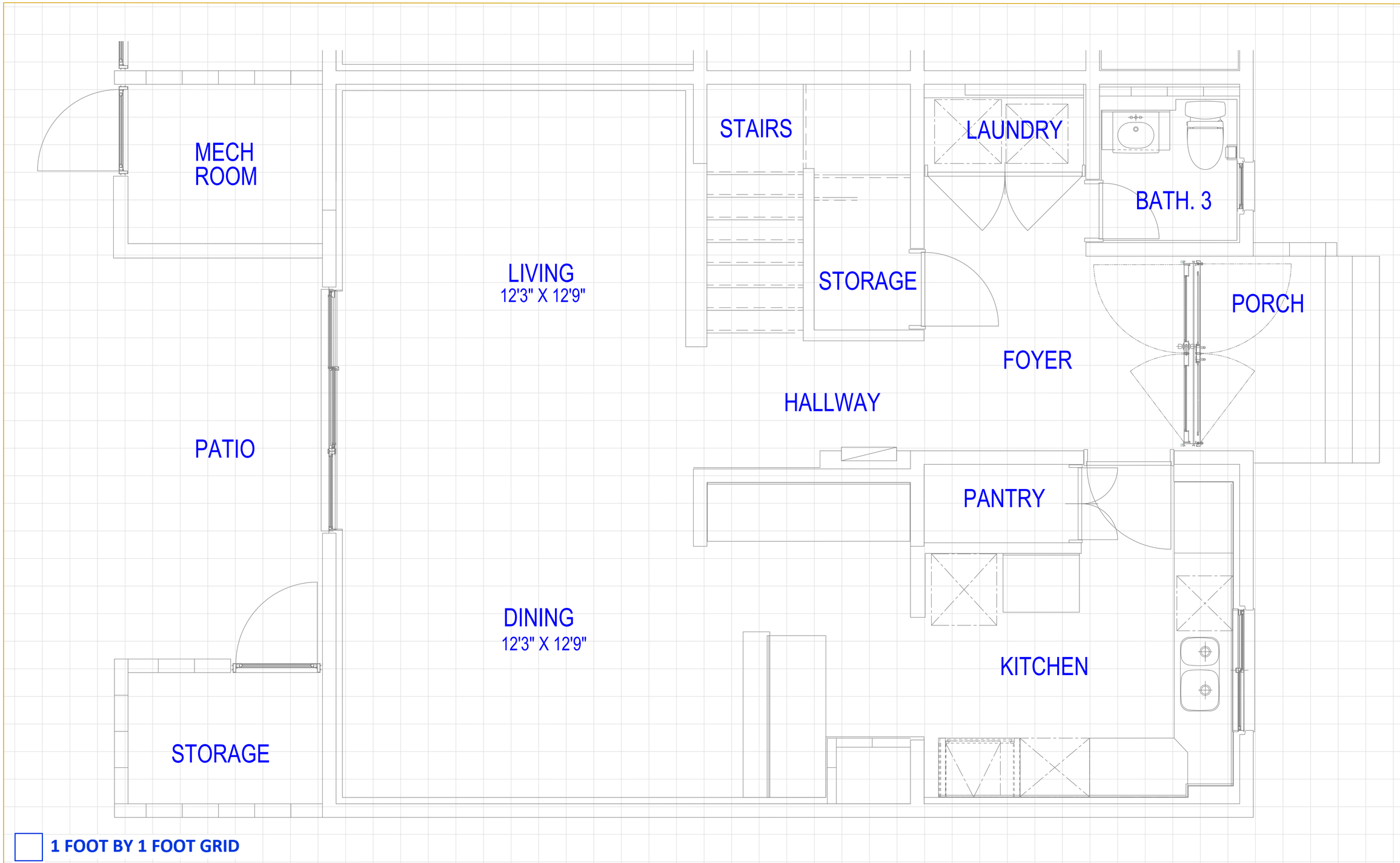

Bldg 4463 Floor 1

SCALE: ######

MARK	DESCRIPTION	DATE	APPR.	MARK	DESCRIPTION	DATE	APPR.

DESIGNED BY:
DRAWN BY: 1545095440A
CHECKED BY:
SUBMITTED BY:
PLOT SCALE:
PLOT DATE:
SIZE: ANSI D
DATE: 15 Jan 2020
SOLICITATION NO.:
CONTRACT NO.:
FILE NUMBER:
FILE NAME: 4463 Grid.dwg

PACIFIC AIR FORCES
YOKOTA AIR FORCE BASE, JAPAN

374 CES/CENME
YOKOTA AIR BASE,
BUILDING 5
FUSSA-CITY TOKYO 197-0001

BUILDING
4463
FLOOR 1
FLOOR PLAN

SHEET IDENTIFICATION
A-101
SHEET 1 OF 1

Drawing Location: C:\A_Current Correspondence\4463 - FY20 Facility Housing Plan\Revised Grid\4463 Grid.dwg

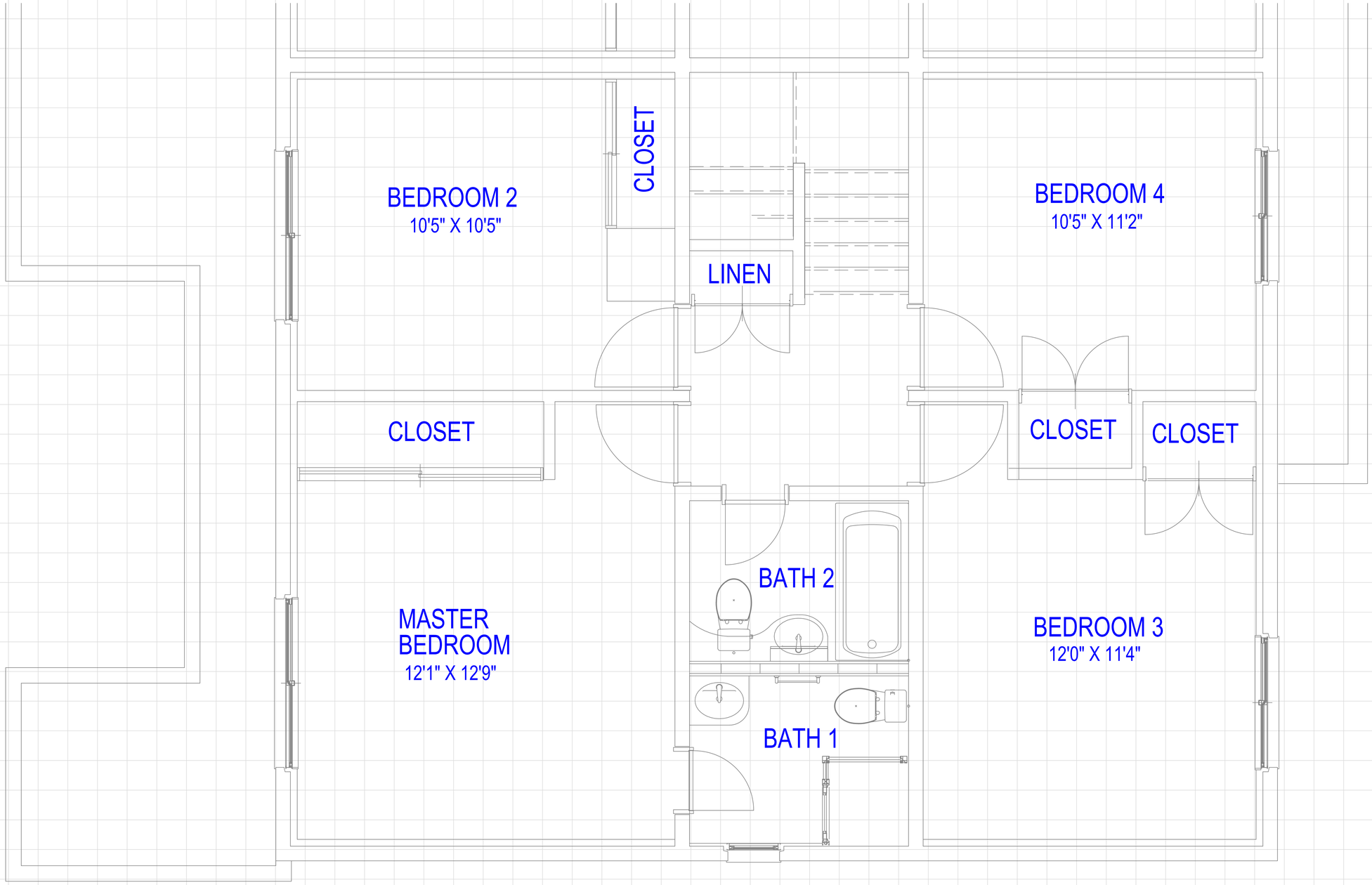

1 FOOT BY 1 FOOT GRID

Bldg 4463 Floor 2

SCALE: ######

MARK	DESCRIPTION	DATE	APPR.	MARK	DESCRIPTION	DATE	APPR.

DESIGNED BY:
DRAWN BY: 1545095440A
CHECKED BY:
SUBMITTED BY:
PLOT SCALE:
PLOT DATE:
DATE: 15 Jan 2020
SOLICITATION NO.:
CONTRACT NO.:
FILE NUMBER:
SIZE: ANSI D
FILE NAME: 4463 Cover.dwg

PACIFIC AIR FORCES
YOKOTA AIR FORCE BASE, JAPAN

374 CES/CEMME
YOKOTA AIR BASE,
BLDG 5039
FUSSA-CITY TOKYO 197-0001

BUILDING 4463
FLOOR 2
FLOOR PLAN

SHEET IDENTIFICATION
A-101
SHEET 1 OF 1

Drawing Location: U:\A_General Correspondence\Land\4463_CAD\Facility Plan\Revised\4463 Cover.dwg

YOKOTA AIR BASE
COMPANY GRADE OFFICER
HOUSING FLOOR PLANS

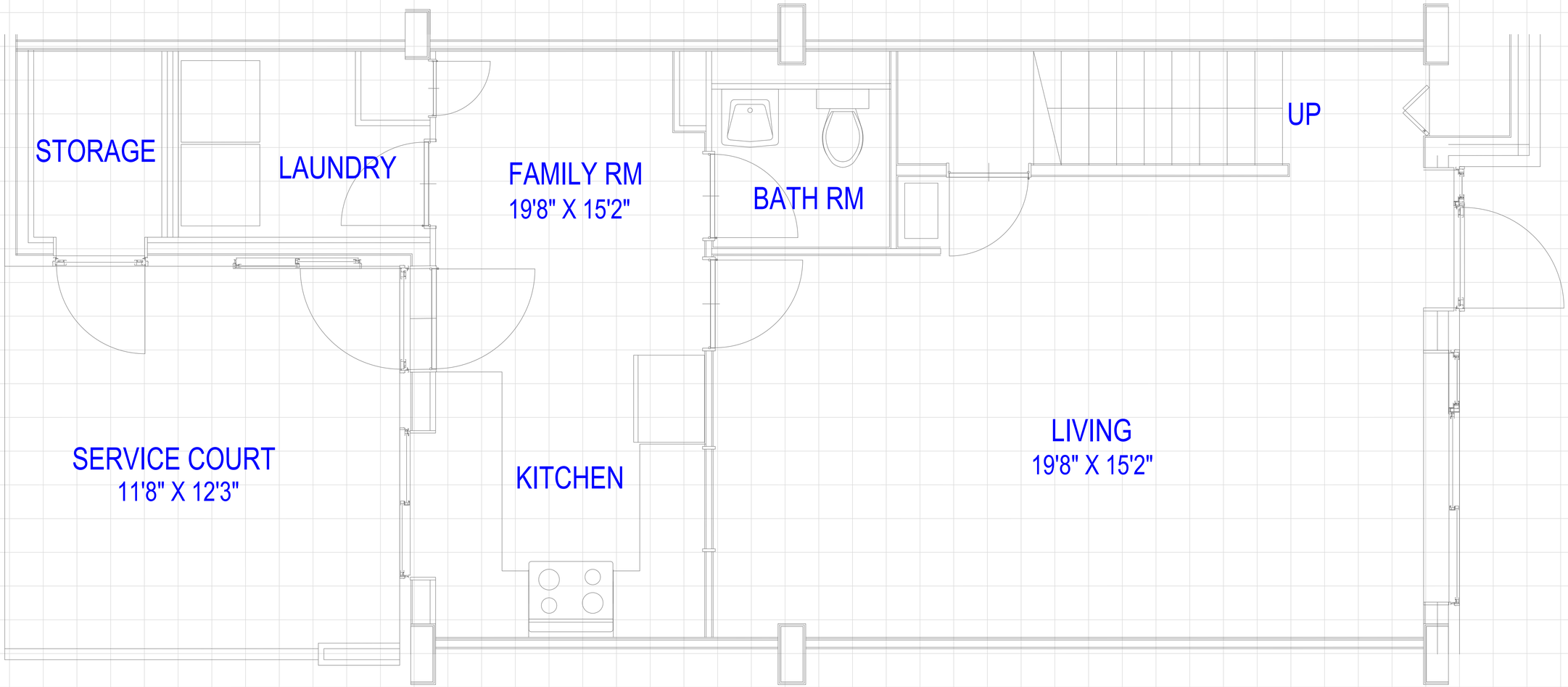

1 FOOT BY 1 FOOT GRID

BLDG 1063 FIRST FLOOR

SCALE: ######

MARK	DESCRIPTION	DATE	APPR.	MARK	DESCRIPTION	DATE	APPR.

DESIGNED BY:
DRAWN BY: 1545095640A
CHECKED BY:
SUBMITTED BY:
DATE: 1 Jun 2020
SOLICITATION NO.:
CONTRACT NO.:
PLOT SCALE:
PLOT DATE:
FILE NUMBER:
SIZE: ANSI D
FILE NAME: 1063 Grid.dwg

PACIFIC AIR FORCES
YOKOTA AIR FORCE BASE, JAPAN

374 CES/CENME
YOKOTA AIR BASE,
BUILDING 553
FUSSA-CITY TOKYO 197-0001

BUILDING 1063
FIRST FLOOR
FLOOR PLAN

SHEET IDENTIFICATION
A-101
SHEET 1 OF 1

Drawing Location: F:\fy_Shared Drawings\Archived CD\ABEN - CAD\Family Housing Plan Files\1063\1063 Grid.dwg

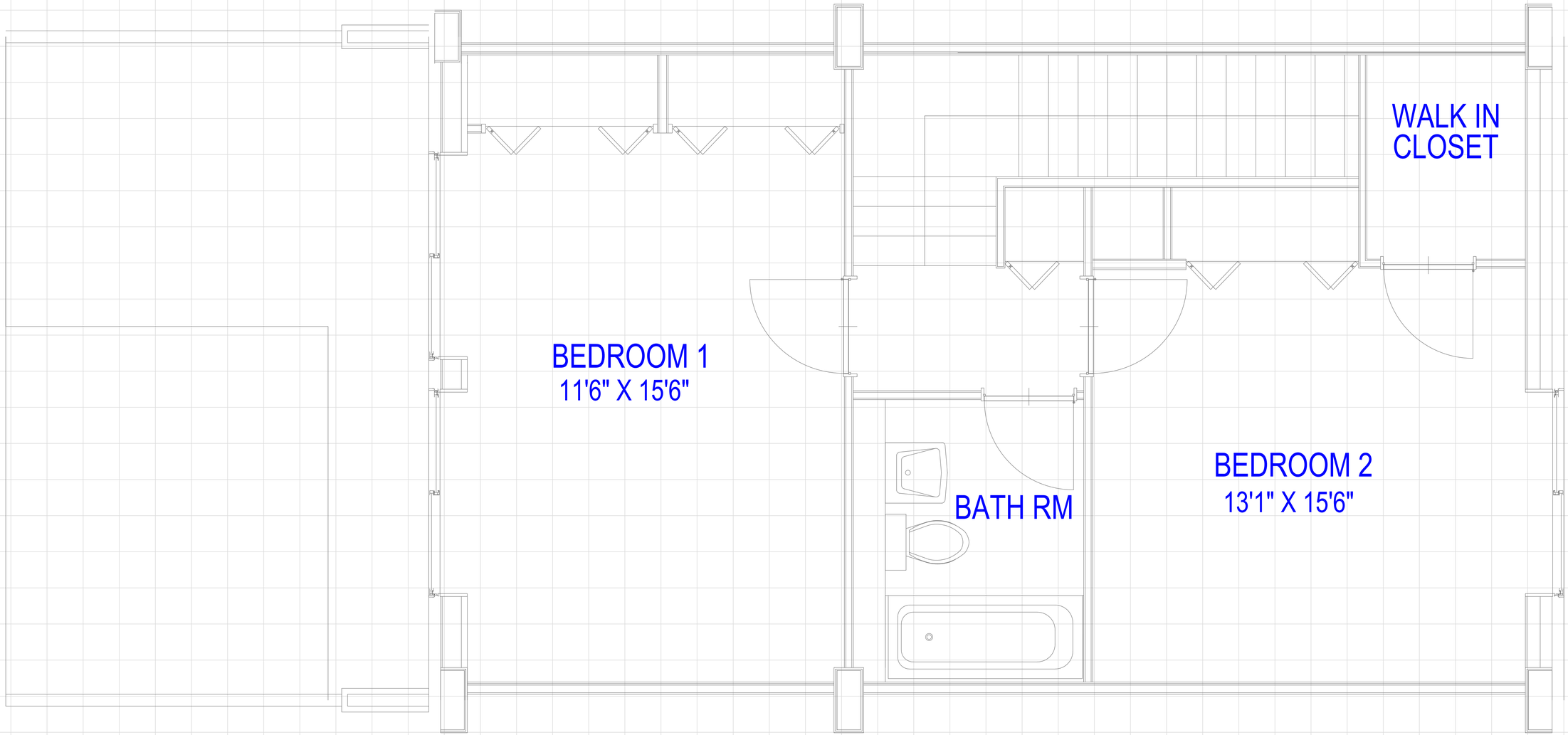

1 FOOT BY 1 FOOT GRID

BLDG 1063 SECOND FLOOR

SCALE: ######

MARK	DESCRIPTION	DATE	APPR.	MARK	DESCRIPTION	DATE	APPR.

PACIFIC AIR FORCES
YOKOTA AIR FORCE BASE, JAPAN

374 CES/CEMME
YOKOTA AIR BASE,
BLDG 1063,
FUSSA-CITY TOKYO 197-0001

DESIGNED BY:
DRAWN BY: 154509544OA
CHECKED BY:
SUBMITTED BY:
PLOT SCALE:
PLOT DATE:
SIZE: ANSI D
FILE NAME: 1063 GridLong
DATE: 11 Jun 2009
SOLICITATION NO.:
CONTRACT NO.:
FILE NUMBER:

BUILDING 1063
SECOND FLOOR
FLOOR PLAN

SHEET IDENTIFICATION
A-101
SHEET 1 OF 1

Drawing Location: C:\A_General Contractor\general-C10MFS_CAD\Family Library\Base Sheets\1063\1063 GridLong

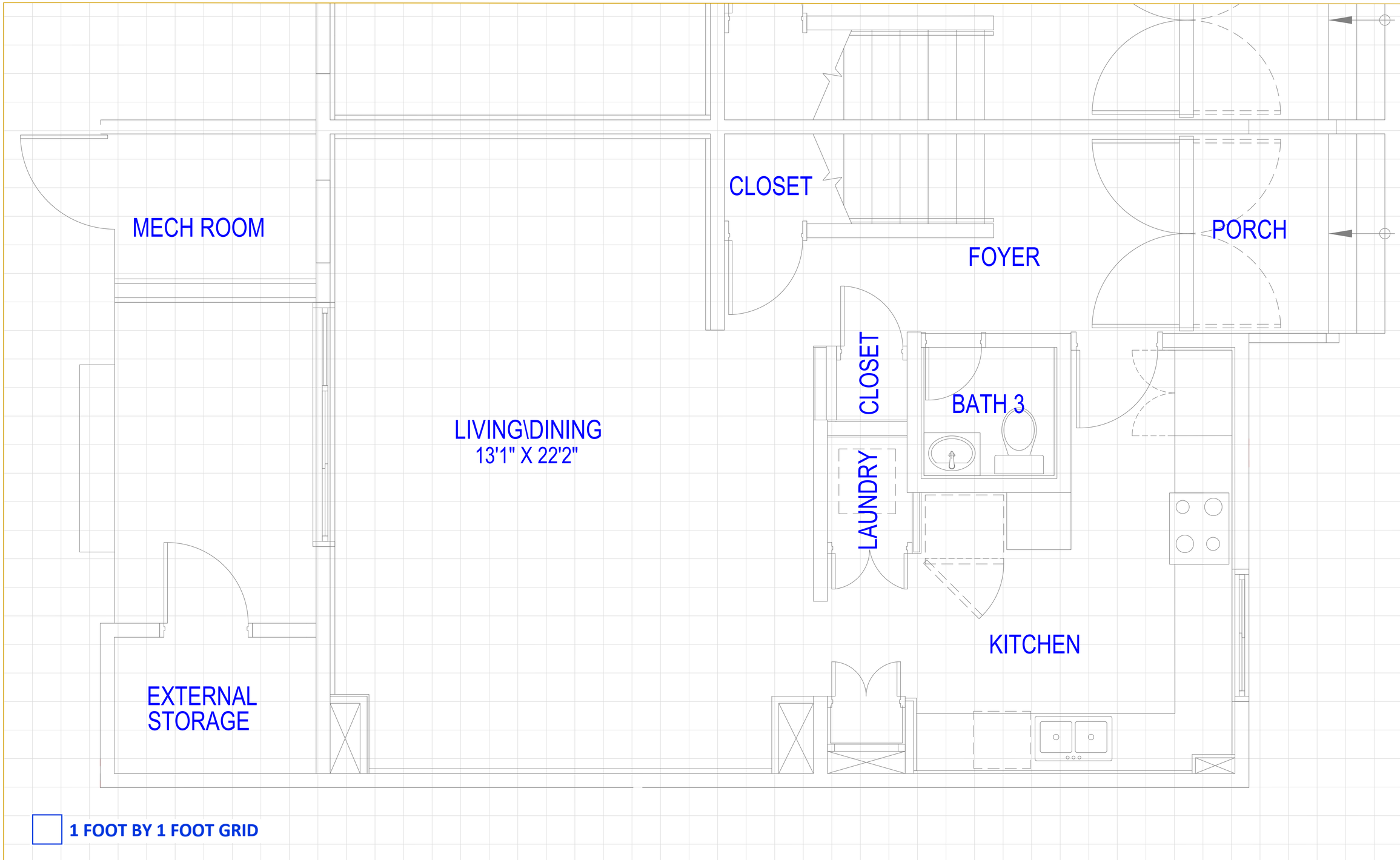

Bldg 4537 Floor 1

SCALE: ######

MARK	DESCRIPTION	DATE	APPR.	MARK	DESCRIPTION	DATE	APPR.

DESIGNED BY:
DRAWN BY: CHECKED BY: 1545699540A
SUBMITTED BY:
PLOT SCALE: PLOT DATE:
SIZE: ANSI D
FILE NAME: 4537-Grd.dwg
DATE: 15 Jun 2009
SOLICITATION NO.:
CONTRACT NO.:
FILE NUMBER:

PACIFIC AIR FORCES
YOKOTA AIR FORCE BASE, JAPAN

374 CES/CEMME
YOKOTA AIR BASE,
APO AP 96328
FUSSA-CITY TOKYO 197-0001

BUILDING 4537
FIRST FLOOR
FLOOR PLAN

SHEET IDENTIFICATION
A-101
SHEET 1 OF 1

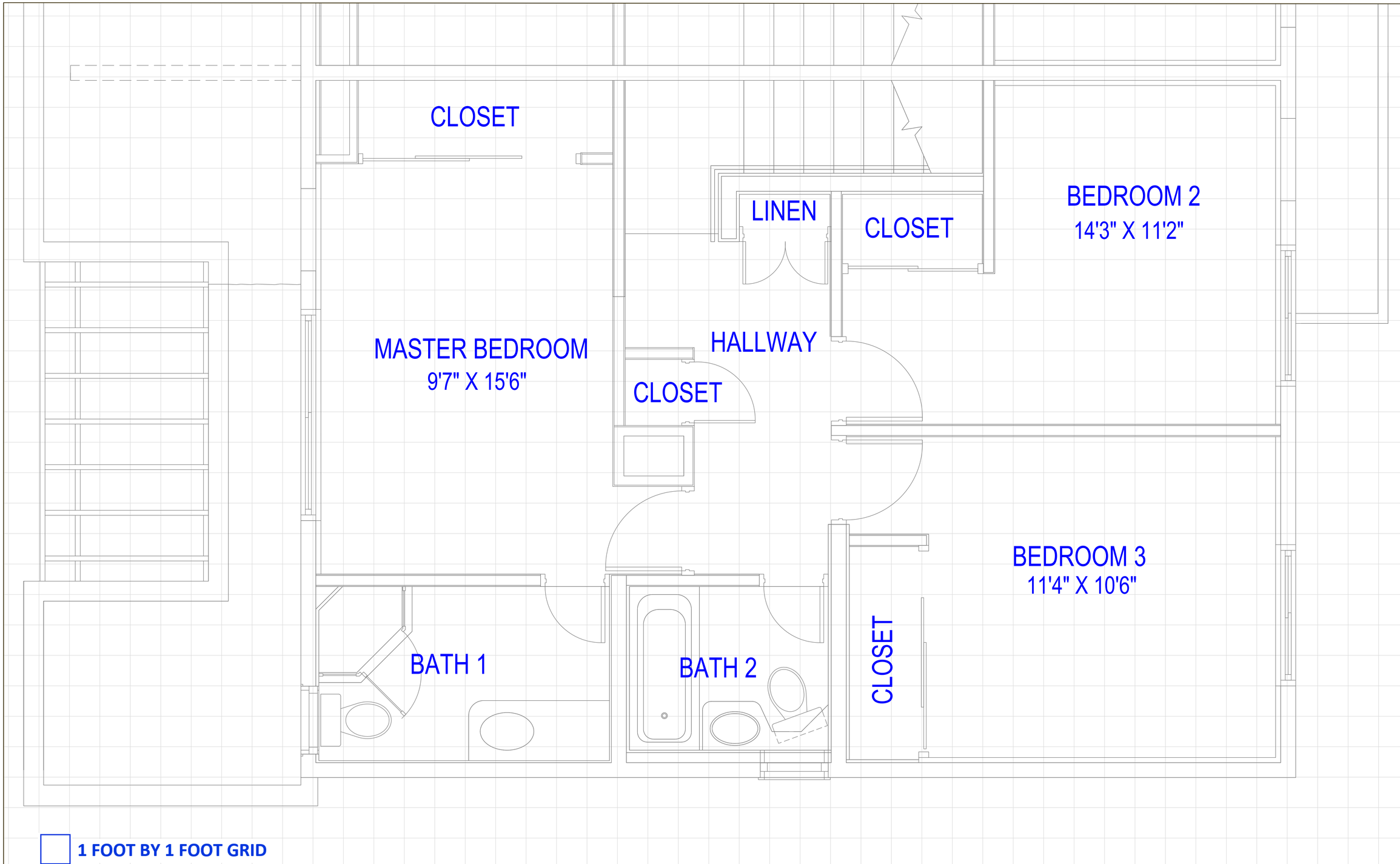

Bldg 4537 Floor 2

SCALE: ######

MARK	DESCRIPTION	DATE	APPR.	MARK	DESCRIPTION	DATE	APPR.

PACIFIC AIR FORCES
YOKOTA AIR FORCE BASE, JAPAN

374 CES/CEMME
YOKOTA AIR BASE,
BLDG 580
FUSSA-CITY TOKYO 197-0001

DESIGNED BY:
DRAWN BY: CHECKED BY: 15409954GA
SUBMITTED BY:
PLOT SCALE: PLOT DATE:
SIZE: ANSI D
FILE NAME: 4537 GF2.dwg
DATE: 12 Jun 2009
SOLICITATION NO.:
CONTRACT NO.:
FILE NUMBER:

BUILDING 4537
SECOND FLOOR
FLOOR PLAN

SHEET IDENTIFICATION
A-101
SHEET 1 OF 1

Drawing Location: C:\Cs_General Contractor\General-CONMES_CAD\Family Facility Plans\Demo\4537-F2.rvt

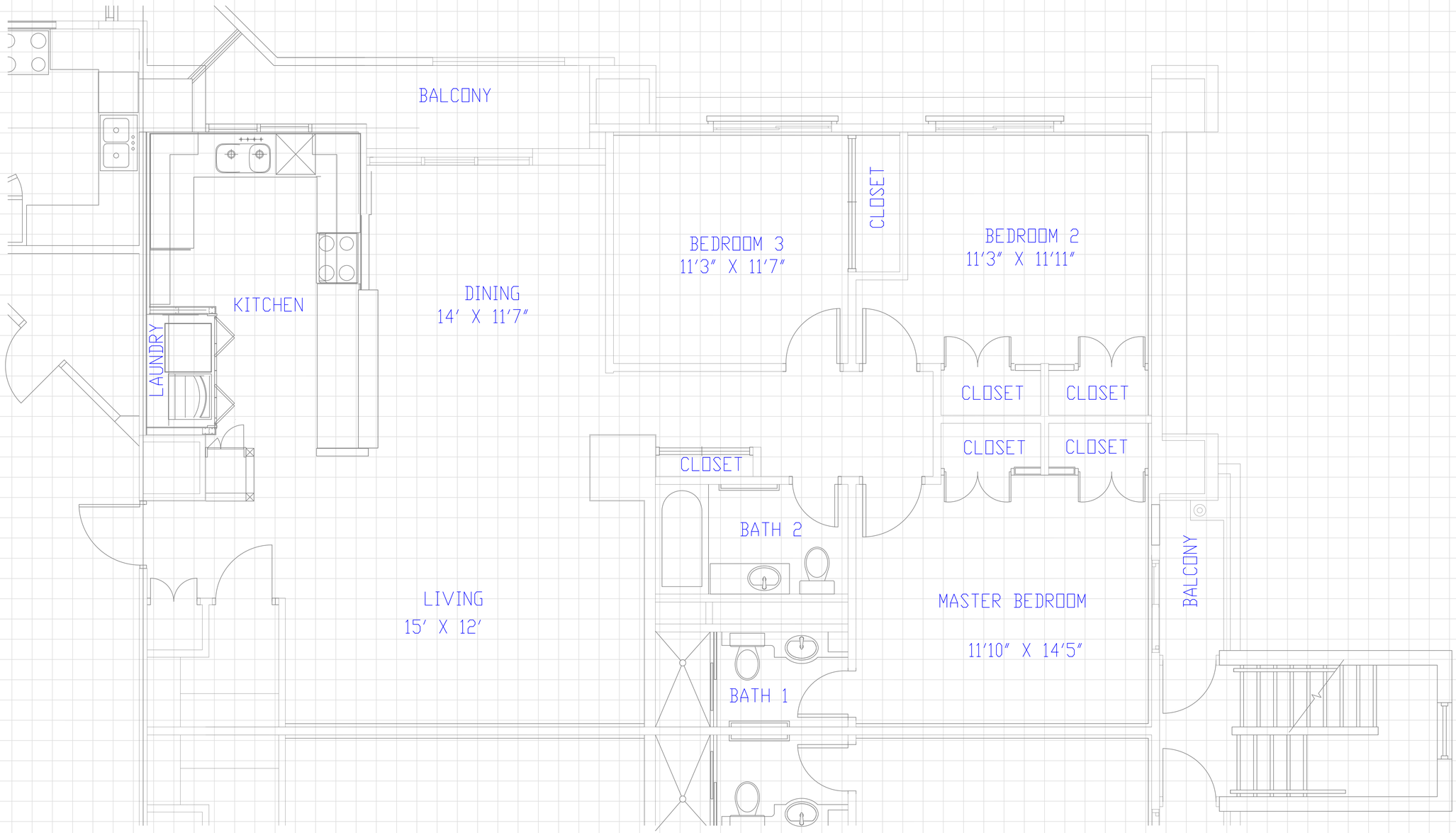

1 FOOT BY 1 FOOT GRID

Bldg 4305

SCALE: ######

MARK	DESCRIPTION	DATE	APPR.	MARK	DESCRIPTION	DATE	APPR.

PACIFIC AIR FORCES
YOKOTA AIR FORCE BASE, JAPAN

374 CES/CEANME
YOKOTA AIR BASE,
BLDG 5800
FUSSA-CITY TOKYO 197-0001

DESIGNED BY:
DRAWN BY: 154509544DA
CHECKED BY:
SUBMITTED BY:
PLOT SCALE:
PLOT DATE:
SIZE: ANSI D
FILE NAME: 4305 GA.dwg
DATE: 15 Jun 2009
SOLICITATION NO.:
CONTRACT NO.:
FILE NUMBER:

BUILDING
4305
FLOOR PLAN

SHEET IDENTIFICATION
A-101
SHEET 1 OF 1

Drawing Location: C:\AL-Global Contractor\general-CD\MATL - GIS\Family Housing Plan Revit\4305\4305 GA.dwg

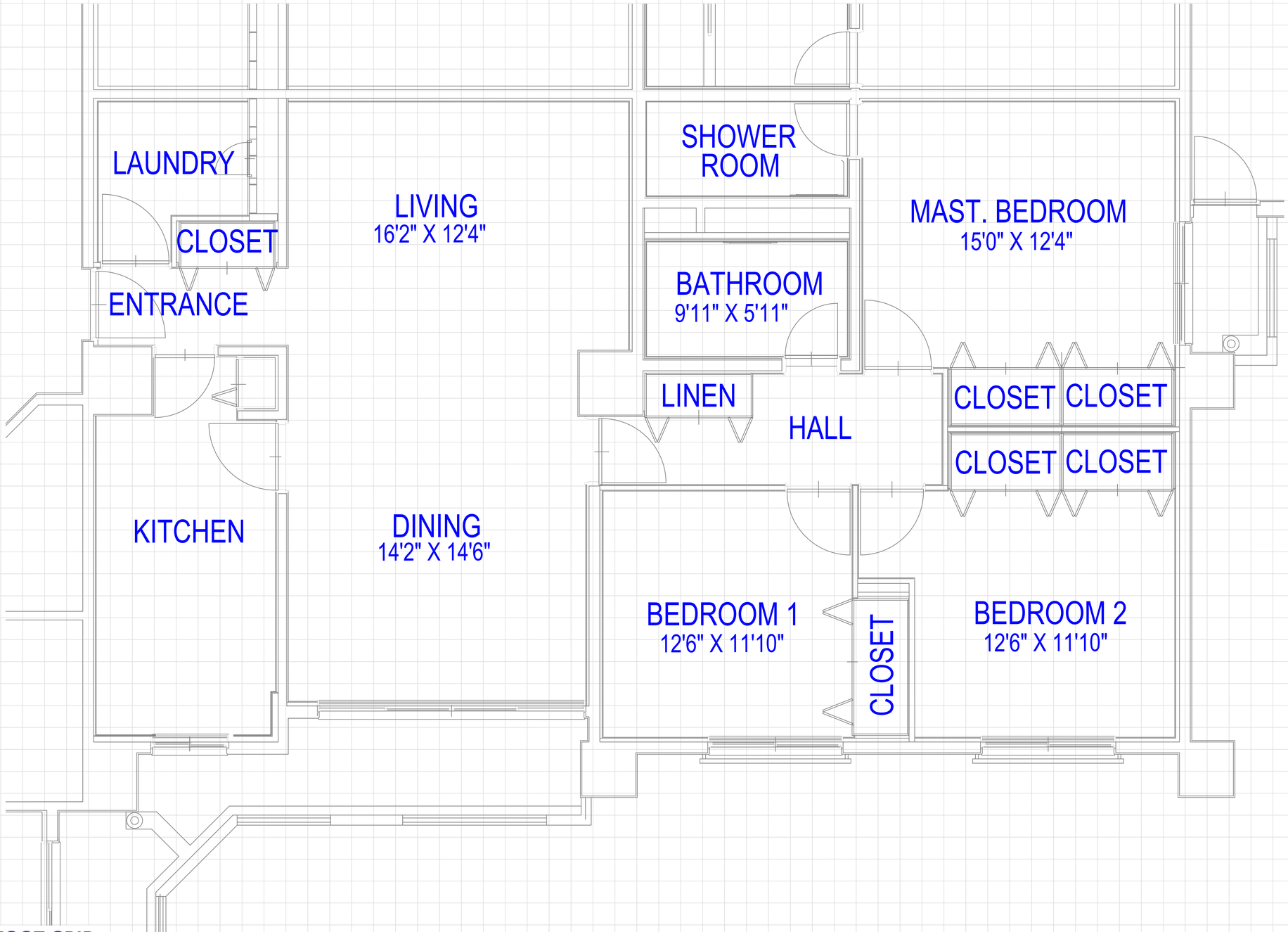

1 FOOT BY 1 FOOT GRID

Bldg 3001

SCALE: ######

MARK	DESCRIPTION	DATE	APPR.	MARK	DESCRIPTION	DATE	APPR.

DESIGNED BY:
DRAWN BY: 1545699540A
CHECKED BY:
SUBMITTED BY:
PLOT SCALE:
PLOT DATE:
SIZE: ANSI D
FILE NAME: 3001_Grid.dwg
DATE: 15 Jun 2009
SOLICITATION NO.:
CONTRACT NO.:
FILE NUMBER:

PACIFIC AIR FORCES
YOKOTA AIR FORCE BASE, JAPAN

374 CES/CEMME
YOKOTA AIR BASE,
APO AP 96328
FUSSA-CITY TOKYO 197-0001

BUILDING 3001
FLOOR PLAN

SHEET IDENTIFICATION
A-101
SHEET 1 OF 1

Drawing Location: H:\A_General Correspondence\AE-CORBEL_DAQ\Cents Shaddy Rev\Plans\3001\3001.dwg

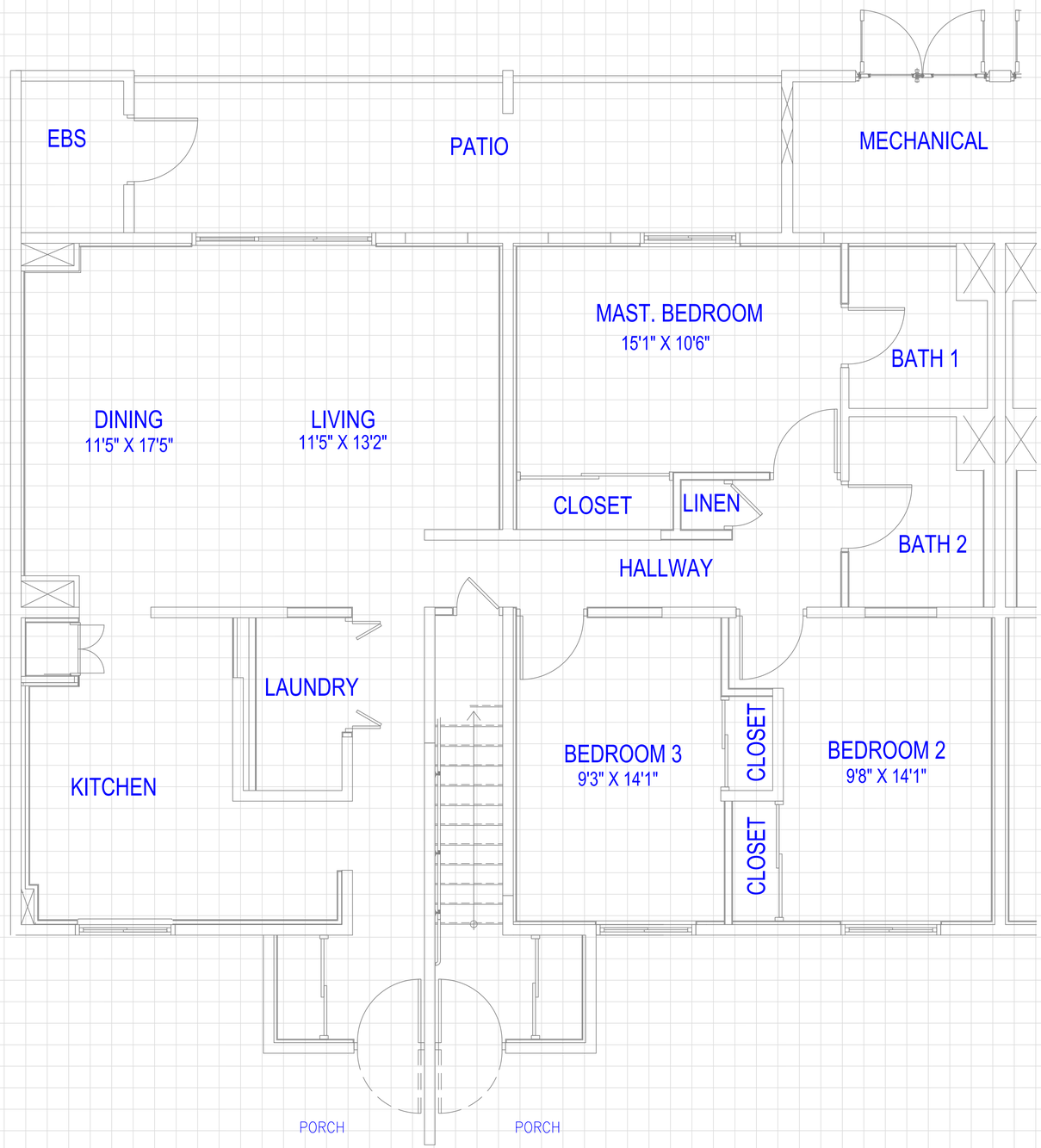

1 FOOT BY 1 FOOT GRID

Bldg 4543 1st Floor

SCALE: ######

MARK	DESCRIPTION	DATE	APPR.	MARK	DESCRIPTION	DATE	APPR.

DESIGNED BY:
DRAWN BY: 154509954A
CHECKED BY:
SUBMITTED BY:
PLOT SCALE:
PLOT DATE:
SIZE: ANSI D
FILE NAME: 4543 Grid.dwg
DATE: 15 Jun 2020
SOLICITATION NO.:
CONTRACT NO.:
FILE NUMBER:

PACIFIC AIR FORCES
YOKOTA AIR FORCE BASE, JAPAN

374 CES/CEMM
YOKOTA AIR BASE,
BLDG 559
FUSSA-CITY TOKYO 197-0001

BUILDING
4543
FLOOR PLAN
FIRST FLOOR

SHEET IDENTIFICATION
A-101
SHEET 1 OF 1

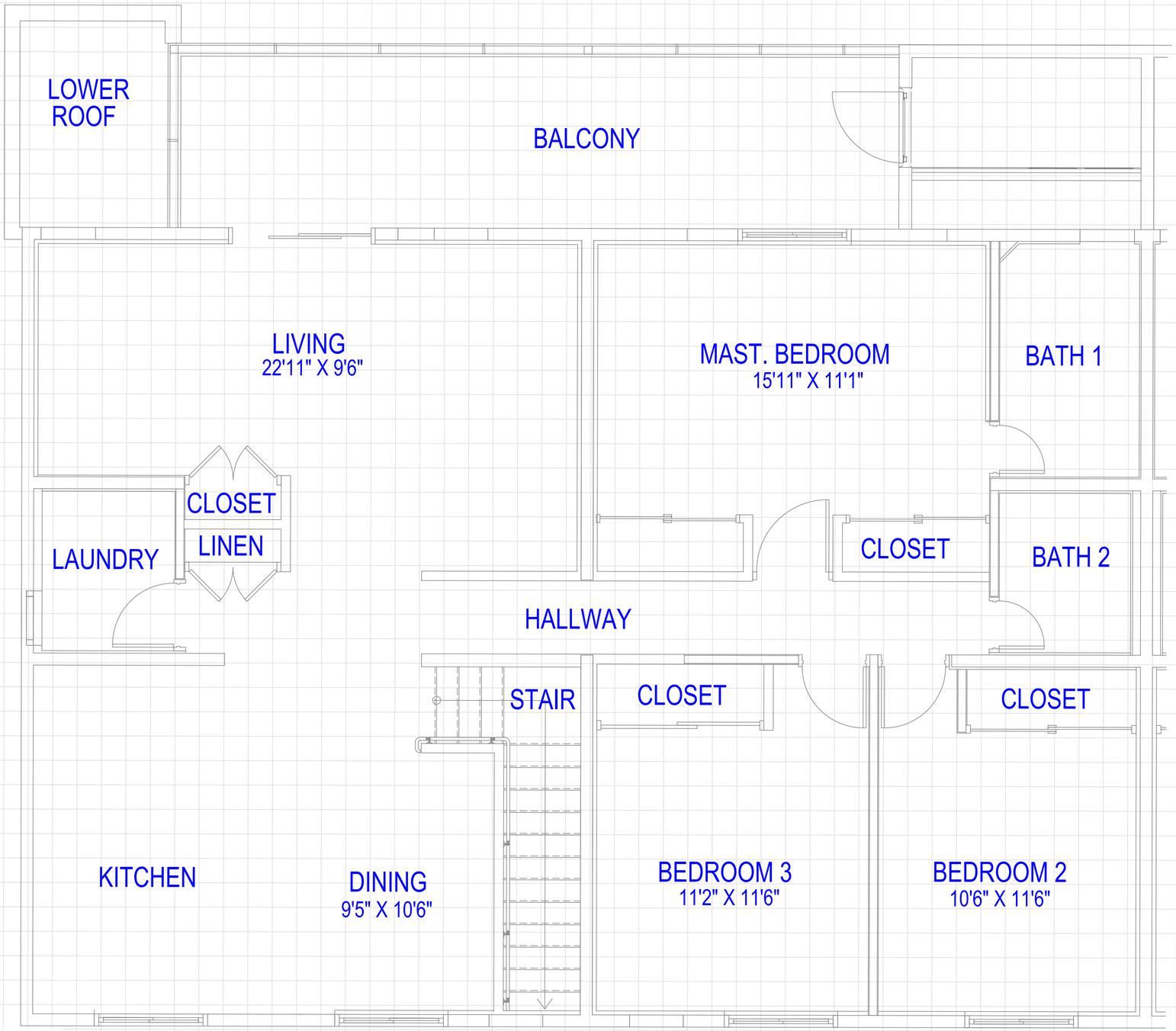

1 FOOT BY 1 FOOT GRID

Bldg 4543 2nd Floor

SCALE: ######

MARK	DESCRIPTION	DATE	APPR.	MARK	DESCRIPTION	DATE	APPR.

DESIGNED BY:
DRAWN BY: CHECKED BY:
154099540A
SUBMITTED BY:
PLOT SCALE: PLOT DATE:
SIZE: ANSI D
FILE NAME: 4543 GF01.dwg
DATE: 15 Jun 2009
SOLICITATION NO.:
CONTRACT NO.:
FILE NUMBER:

PACIFIC AIR FORCES
YOKOTA AIR FORCE BASE, JAPAN

374 CES/CEMME
YOKOTA AIR BASE,
BLDG 305
FUSSA-CITY TOKYO 197-0001

BUILDING 4543
FLOOR PLAN
SECOND FLOOR

SHEET IDENTIFICATION
A-101
SHEET 1 OF 1

Drawing Location: H:_General Correspondence\4-CONMOD_GOCOnly\Study\Bldg 4543\4543-GF01.dwg

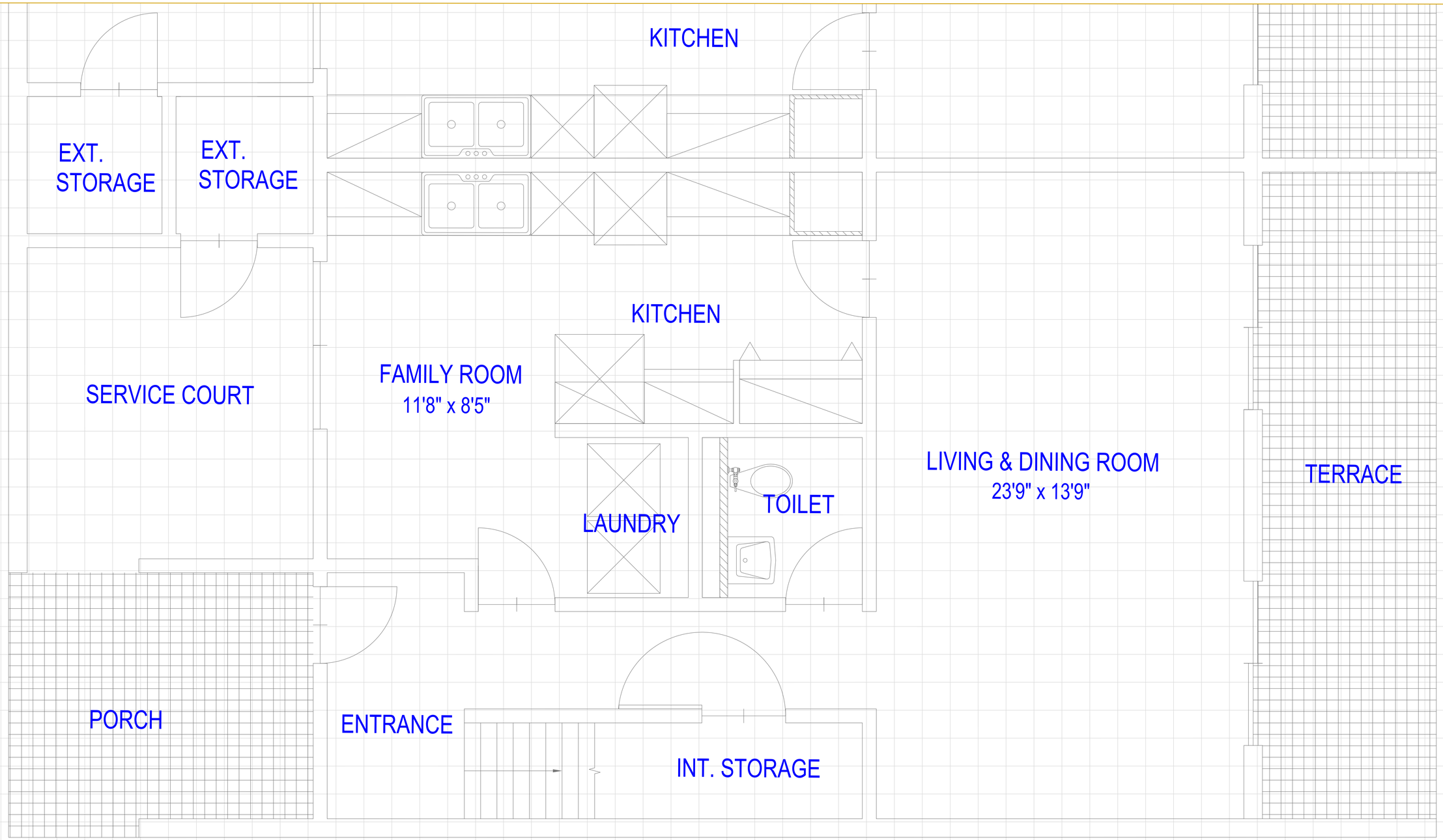

1 FOOT BY 1 FOOT GRID

BLDG 1038 FLR 1

SCALE: ######

MARK	DESCRIPTION	DATE	APPR.	MARK	DESCRIPTION	DATE	APPR.

PACIFIC AIR FORCES
YOKOTA AIR FORCE BASE, JAPAN

374 CES/CEMME,
YOKOTA AIR BASE,
APO AP 96328,
FUSSA-CITY TOKYO 197-0001

DESIGNED BY:
DRAWN BY: CHECKED BY: 154509540A
SUBMITTED BY:
PLOT SCALE: PLOT DATE:
SIZE: ANSI D
FILE NAME: B1038 Grid.dwg
DATE: 11 Jun 2009
SOLICITATION NO.:
CONTRACT NO.:
FILE NUMBER:

BUILDING 1038
FIRST FLOOR
FLOOR PLAN

SHEET IDENTIFICATION
A-101
SHEET 1 OF 1

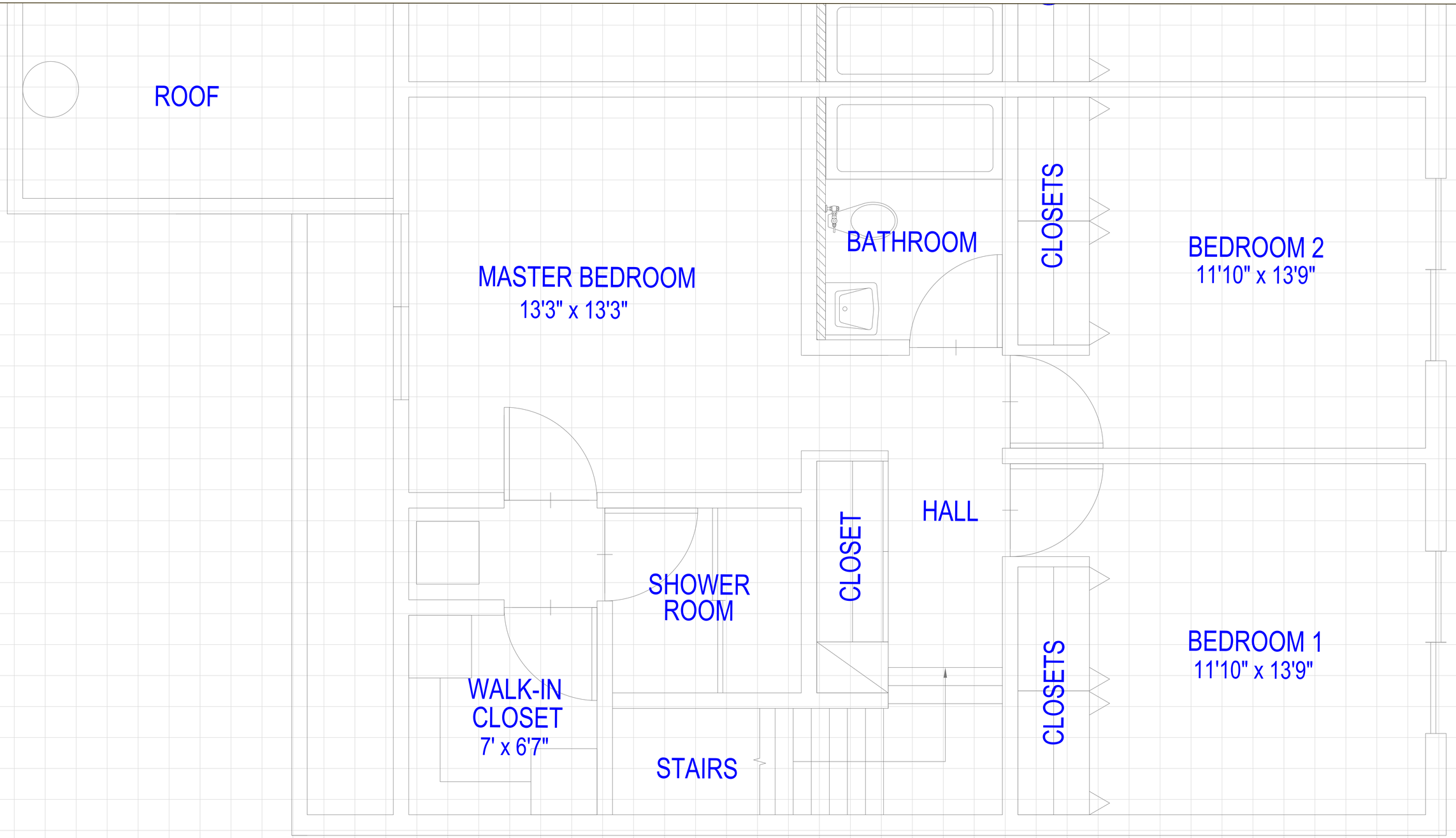

1 FOOT BY 1 FOOT GRID

BLDG 1038 FLR 2

SCALE: ######

MARK	DESCRIPTION	DATE	APPR.	MARK	DESCRIPTION	DATE	APPR.

DESIGNED BY:
DRAWN BY: 1545995440A
CHECKED BY:
SUBMITTED BY:
PLOT SCALE:
PLOT DATE:
DATE: 1 Jan 2000
SOLICITATION NO.:
CONTRACT NO.:
FILE NUMBER:
SIZE: ANSI D
FILE NAME: B1038 Cover.dwg

PACIFIC AIR FORCES
YOKOTA AIR FORCE BASE, JAPAN

374 CES/CENME
YOKOTA AIR BASE,
BUILDING 315
FUSSA-CITY TOKYO 197-0001

BLDG 1038
SECOND FLOOR
FLOOR PLAN

SHEET IDENTIFICATION
A-101
SHEET 1 OF 1

Drawing Location: File, Drawer Cabinet/Jacket/Jacket CD&ROM, CAD Drawing Plan Files/1038/B1038 Drawing

YOKOTA AIR BASE
FIELD GRADE OFFICER
HOUSING FLOOR PLANS

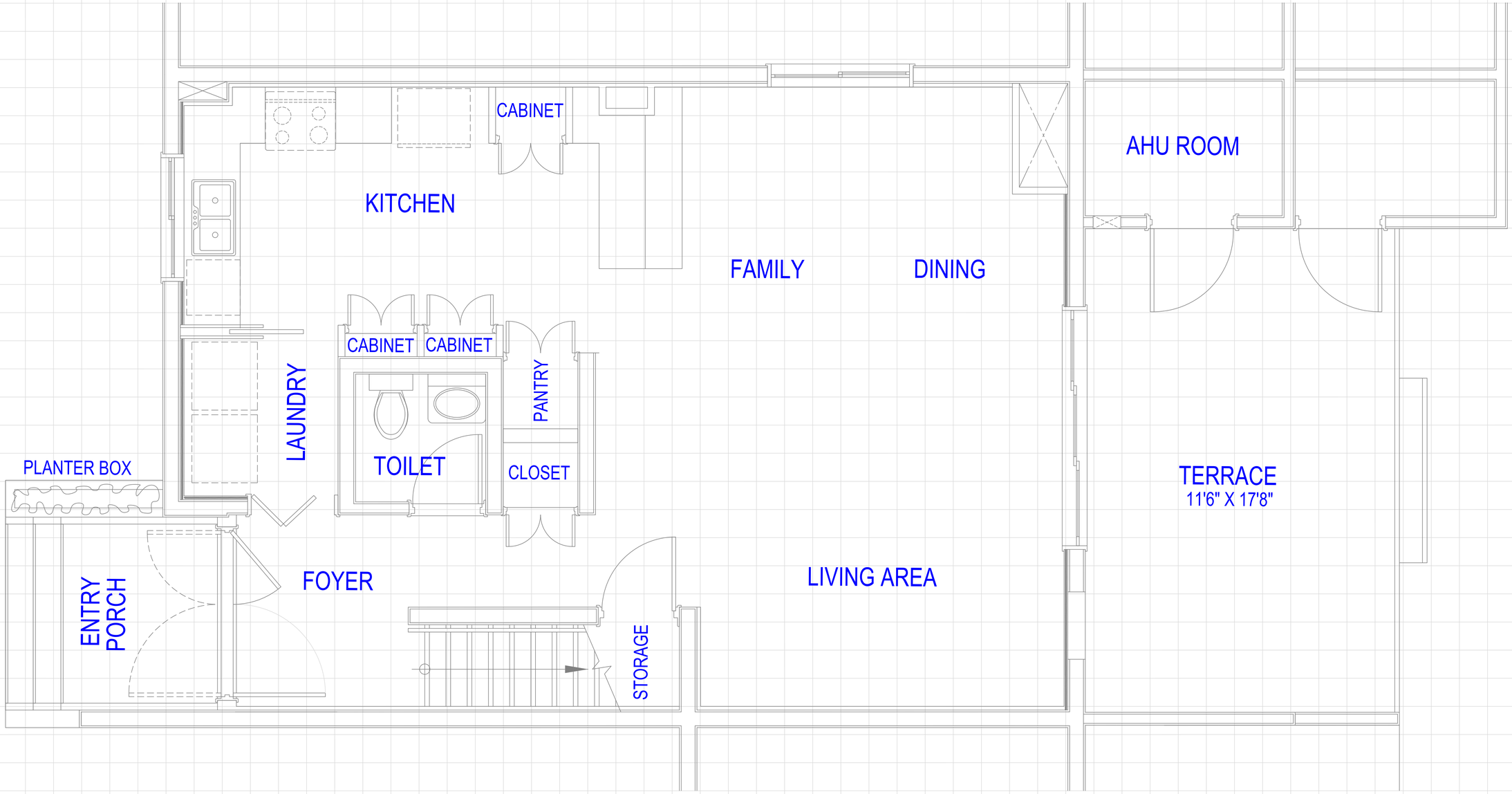

1 FOOT BY 1 FOOT GRID

Bldg 4504 Floor 1

SCALE: ######

MARK	DESCRIPTION	DATE	APPR.	MARK	DESCRIPTION	DATE	APPR.

PACIFIC AIR FORCES
YOKOTA AIR FORCE BASE, JAPAN

374 CES/CEMME
YOKOTA AIR BASE,
BLDG 305
FUSSA-CITY TOKYO 197-0001

DESIGNED BY:
DRAWN BY: CHECKED BY: 1540995404A
SUBMITTED BY:
PLOT SCALE: PLOT DATE:
SIZE: ANSI D
FILE NAME: 4504 FINAL.dwg
DATE: 15 Jun 2009
SOLICITATION NO.:
CONTRACT NO.:
FILE NUMBER:

BUILDING 4504
FLOOR PLAN
FIRST FLOOR

SHEET IDENTIFICATION
A-101
SHEET 1 OF 1

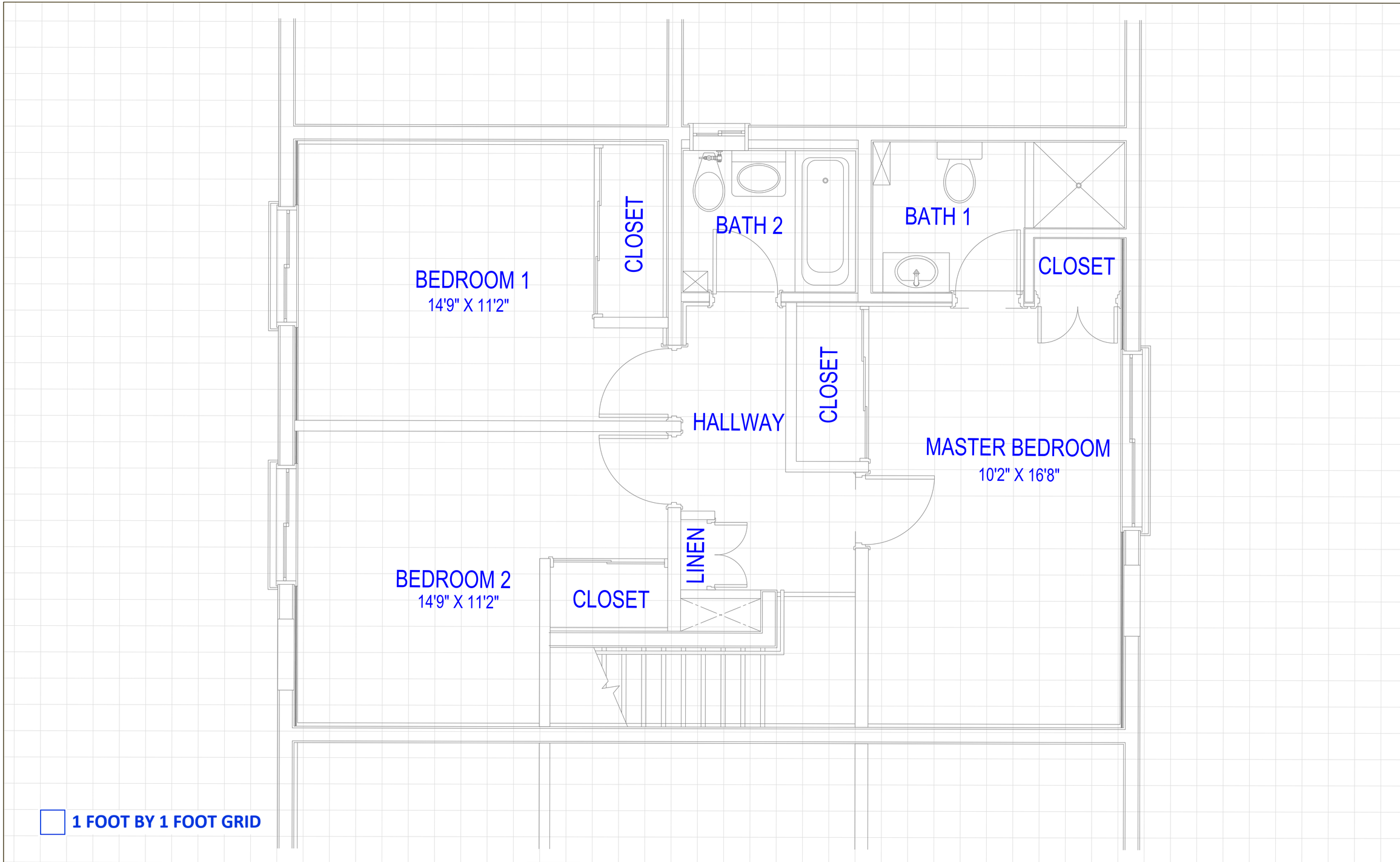

Bldg 4504 Floor 2

SCALE: ######

MARK	DESCRIPTION	DATE	APPR.	MARK	DESCRIPTION	DATE	APPR.

DESIGNED BY:
DRAWN BY: 1545095A0A
CHECKED BY:
SUBMITTED BY:
PLOT SCALE:
PLOT DATE:
DATE: 15 Jan 2020
SOLICITATION NO.:
CONTRACT NO.:
FILE NUMBER:
SIZE: ANSI D
FILE NAME: 4504 FINAL.dwg

PACIFIC AIR FORCES
YOKOTA AIR FORCE BASE, JAPAN

374 CES/CEMME
YOKOTA AIR BASE,
BLDG 3039
FUSSA-CITY TOKYO 197-0001

BUILDING 4504
FLOOR PLAN
SECOND FLOOR

SHEET IDENTIFICATION
A-101
SHEET 1 OF 1

Drawing Location: U:\A_General Correspondence\ CADBIM\3. Virtually Real Environments\1 FBDs.dwg

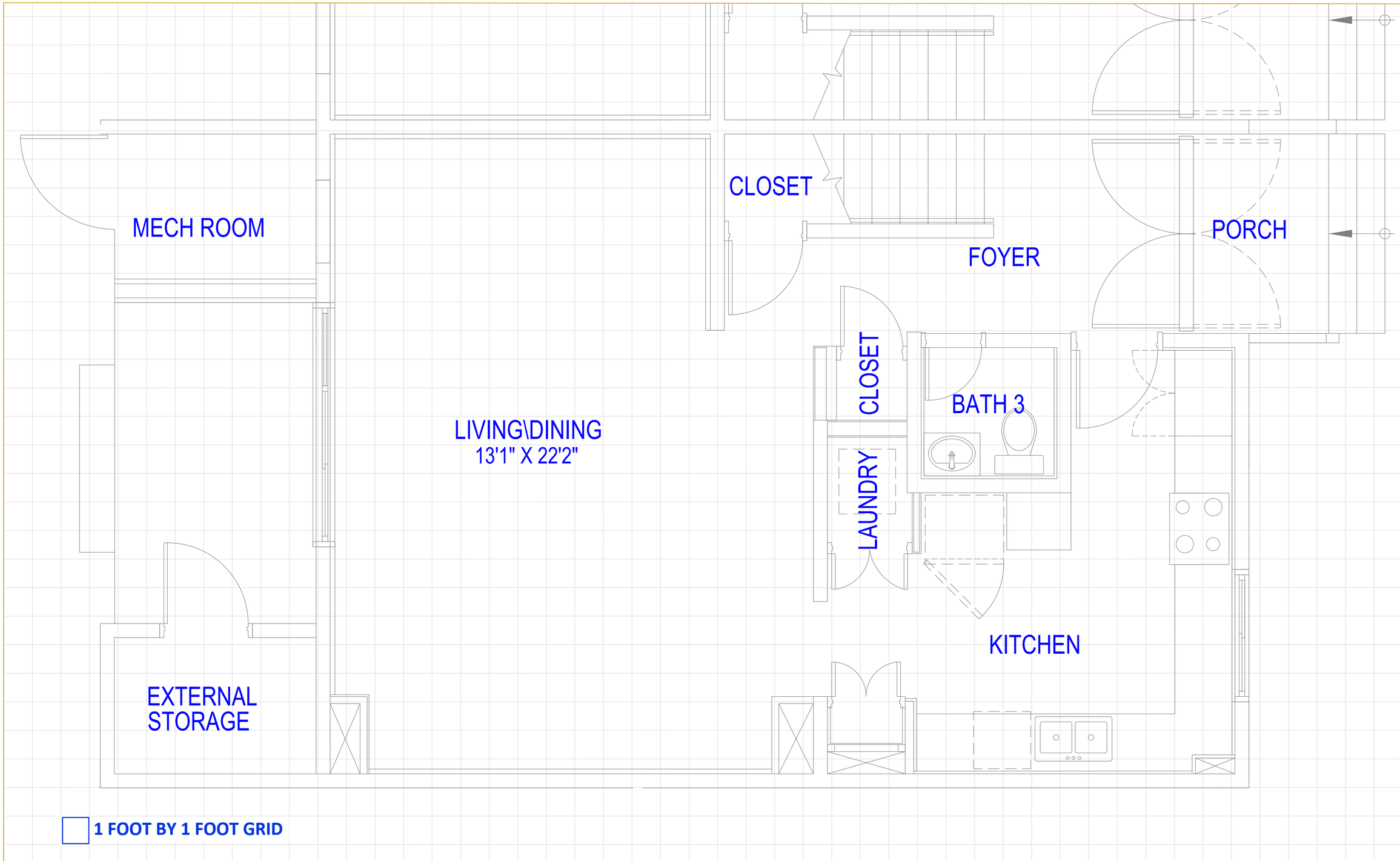

Bldg 4537 Floor 1

SCALE: ######

MARK	DESCRIPTION	DATE	APPR.	MARK	DESCRIPTION	DATE	APPR.

DESIGNED BY:
DRAWN BY: CHECKED BY:
154509540A
SUBMITTED BY:
PLOT SCALE: PLOT DATE:
SIZE: ANSI D
FILE NAME: 4537-Grd.dwg
DATE: 15 Jun 2009
SOLICITATION NO.:
CONTRACT NO.:
FILE NUMBER:

PACIFIC AIR FORCES
YOKOTA AIR FORCE BASE, JAPAN

374 CES/CEMME
YOKOTA AIR BASE,
APO AP 96328
FUSSA-CITY TOKYO 197-0001

BUILDING 4537
FIRST FLOOR
FLOOR PLAN

SHEET IDENTIFICATION
A-101
SHEET 1 OF 1

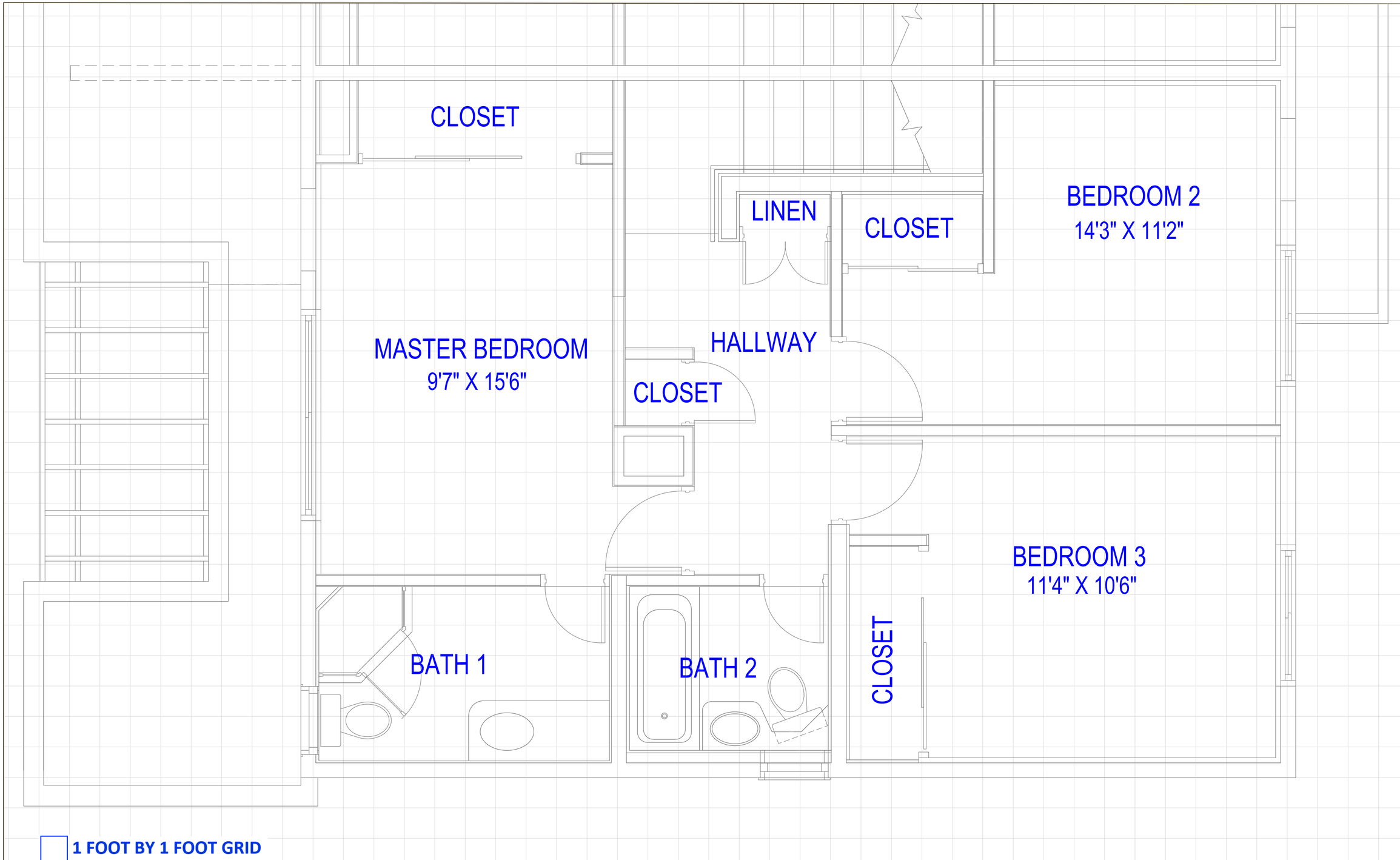

Bldg 4537 Floor 2

SCALE: ######

MARK	DESCRIPTION	DATE	APPR.	MARK	DESCRIPTION	DATE	APPR.

PACIFIC AIR FORCES
YOKOTA AIR FORCE BASE, JAPAN

374 CES/CEMME
YOKOTA AIR BASE,
BLDG 580
FUSSA-CITY TOKYO 197-0001

DESIGNED BY:
DRAWN BY: CHECKED BY: 15409954GA
SUBMITTED BY:
PLOT SCALE: PLOT DATE:
SIZE: ANSI D
FILE NAME: 4537 GF2.dwg
DATE: 15 Jun 2009
SOLICITATION NO.:
CONTRACT NO.:
FILE NUMBER:

BUILDING 4537
SECOND FLOOR
FLOOR PLAN

SHEET IDENTIFICATION
A-101
SHEET 1 OF 1

Drawing Location: C:\AL-General Contractor\General-CONMES_CAD\Family Facility Plans\Details\4537-GF2.dwg

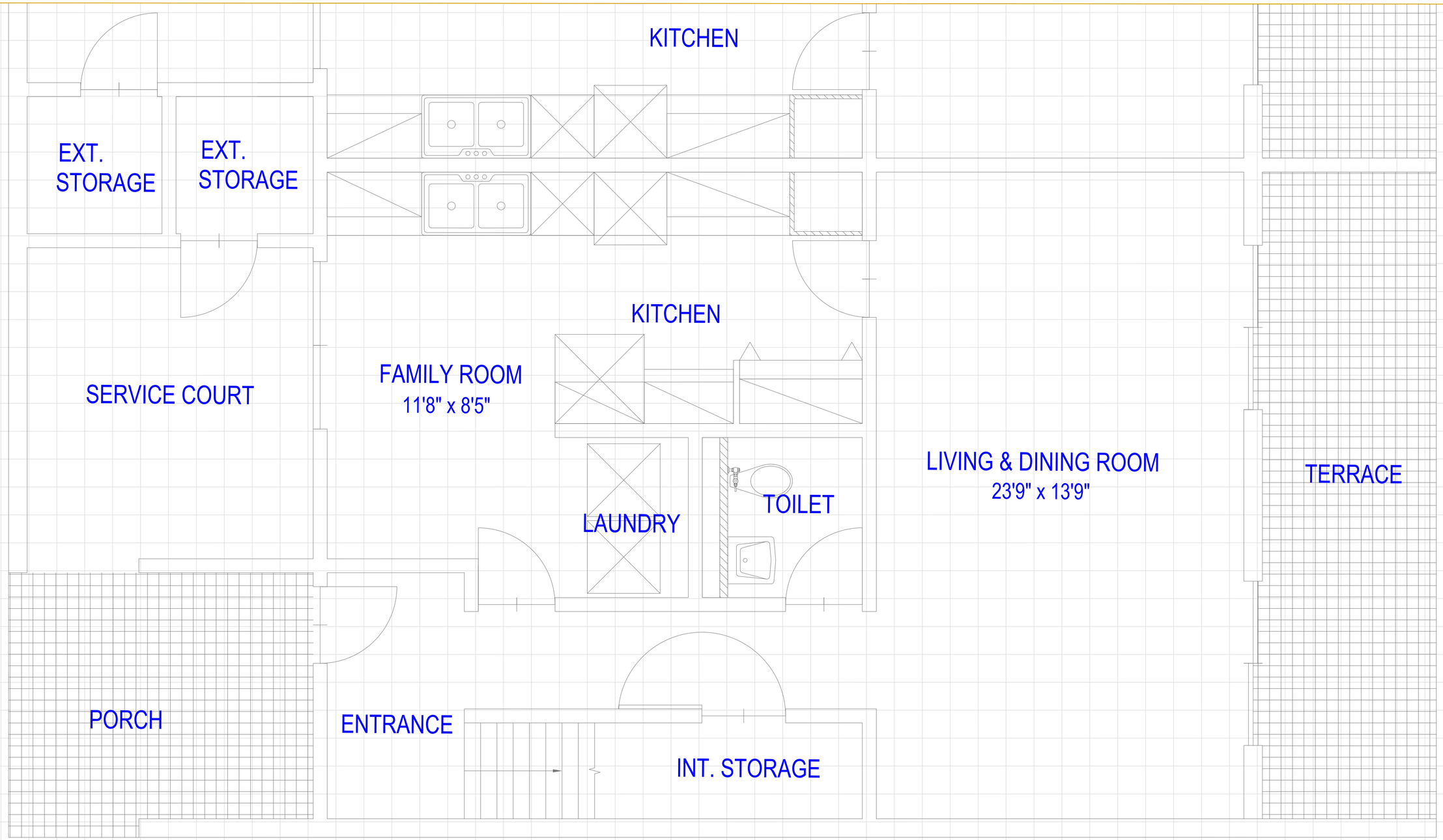

1 FOOT BY 1 FOOT GRID

BLDG 1038 FLR 1

SCALE: ######

MARK	DESCRIPTION	DATE	APPR.	MARK	DESCRIPTION	DATE	APPR.

PACIFIC AIR FORCES
YOKOTA AIR FORCE BASE, JAPAN

374 CES/CEMME,
YOKOTA AIR BASE,
APO AP 96328,
FUSSA-CITY TOKYO 197-0001

DESIGNED BY:
DRAWN BY: CHECKED BY: 154509540A
SUBMITTED BY:
PLOT SCALE: PLOT DATE:
SIZE: ANSI D
FILE NAME: B1038 GA4.dwg
DATE: 11 Jun 2009
SOLICITATION NO.:
CONTRACT NO.:
FILE NUMBER:

BUILDING 1038
FIRST FLOOR
FLOOR PLAN

SHEET IDENTIFICATION
A-101
SHEET 1 OF 1

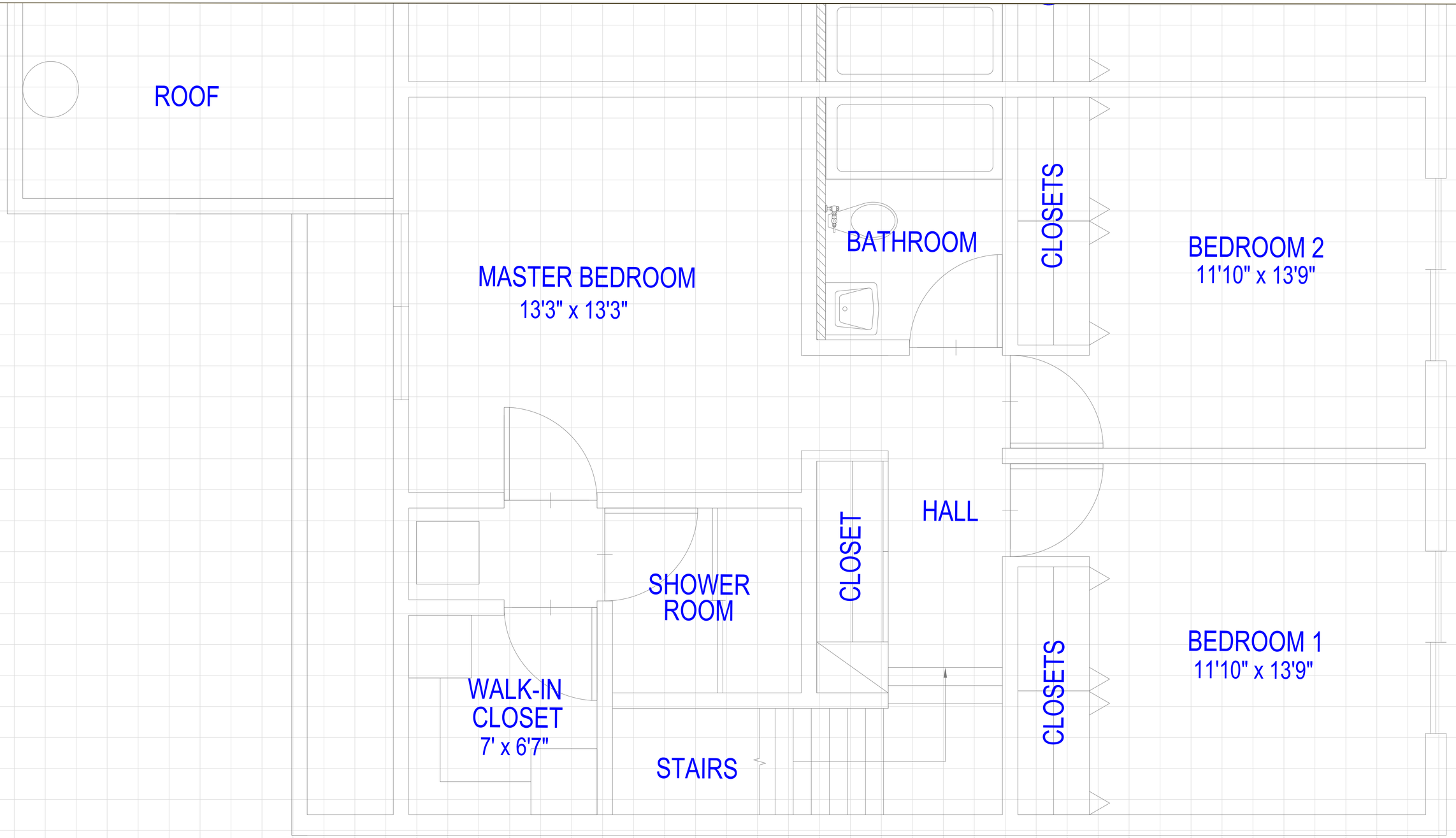

1 FOOT BY 1 FOOT GRID

BLDG 1038 FLR 2

SCALE: ######

MARK	DESCRIPTION	DATE	APPR.	MARK	DESCRIPTION	DATE	APPR.

PACIFIC AIR FORCES
YOKOTA AIR FORCE BASE, JAPAN

374 CES/CEN/ME
YOKOTA AIR BASE,
BLDG 1038
FUSSA-CITY TOKYO 197-0001

DESIGNED BY:
DRAWN BY: 1545095540A
CHECKED BY:
SUBMITTED BY:
PLOT SCALE:
PLOT DATE:
SIZE: ANSI D
DATE: 1 Jun 2020
SOLICITATION NO.:
CONTRACT NO.:
FILE NUMBER:
FILE NAME: B1038 Cover.dwg

BLDG 1038
SECOND FLOOR
FLOOR PLAN

SHEET IDENTIFICATION
A-101
SHEET 1 OF 1

Drawing Location: File, Drawer Correspondence and CD&ROs - CAD Drawing Files Place DWG/DGN/DXF Drawing

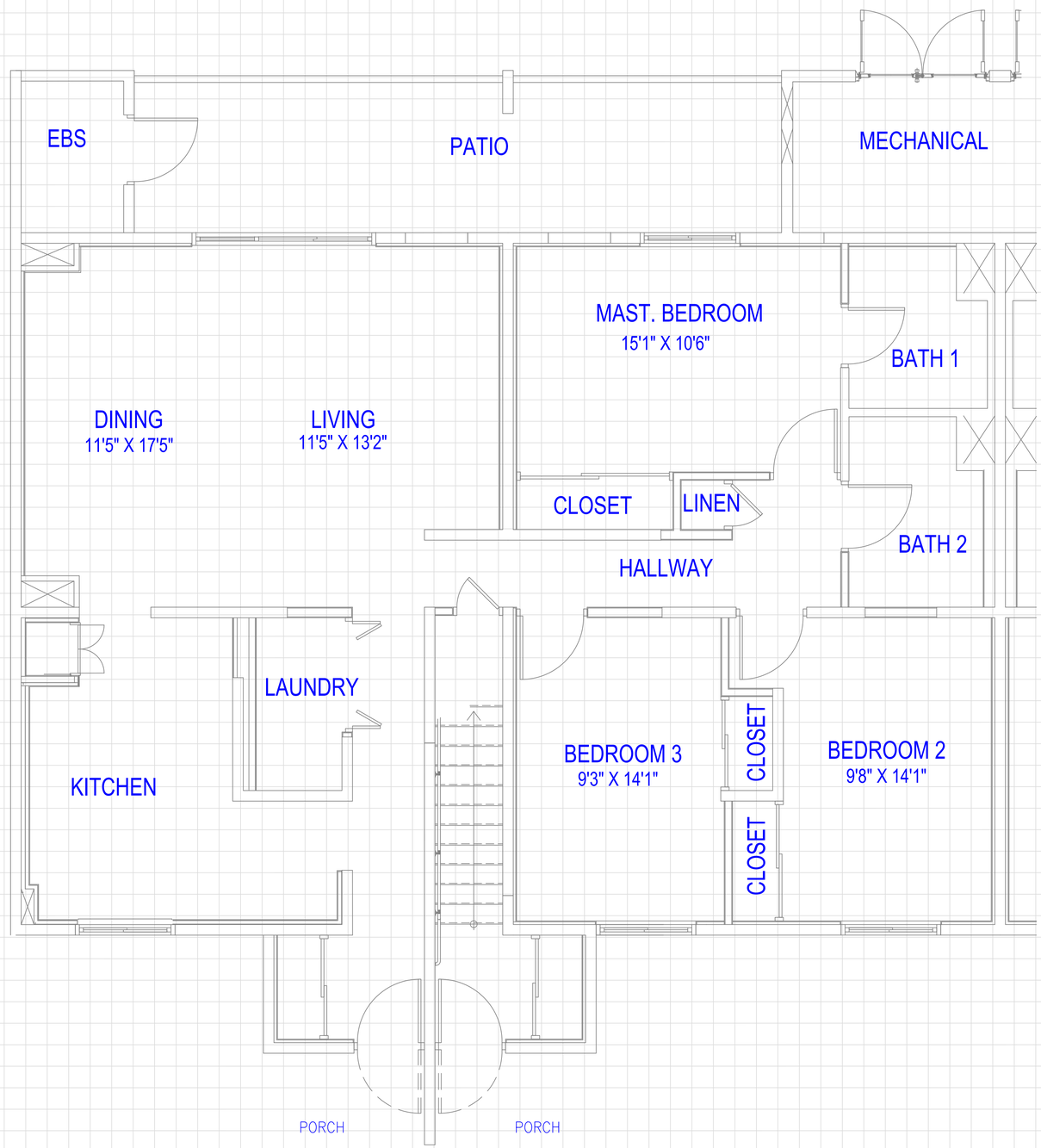

1 FOOT BY 1 FOOT GRID

Bldg 4543 1st Floor

SCALE: ######

MARK	DESCRIPTION	DATE	APPR.	MARK	DESCRIPTION	DATE	APPR.

DESIGNED BY:
DRAWN BY: 154509954A
CHECKED BY:
SUBMITTED BY:
PLOT SCALE:
PLOT DATE:
SIZE: ANSI D
FILE NAME: 4543 Grid.dwg
DATE: 15 Jan 2020
SOLICITATION NO.:
CONTRACT NO.:
FILE NUMBER:

PACIFIC AIR FORCES
YOKOTA AIR FORCE BASE, JAPAN

374 CES/CEMME
YOKOTA AIR BASE,
BLDG 315
FUSSA-CITY TOKYO 197-2001

BUILDING
4543
FLOOR PLAN
FIRST FLOOR

SHEET IDENTIFICATION
A-101
SHEET 1 OF 1

Drawing Location: C:\PL-General Correspondence\ecc\CEMMEB_CAD\Facility Plan\Plans\Grid\A101.Grid.dwg

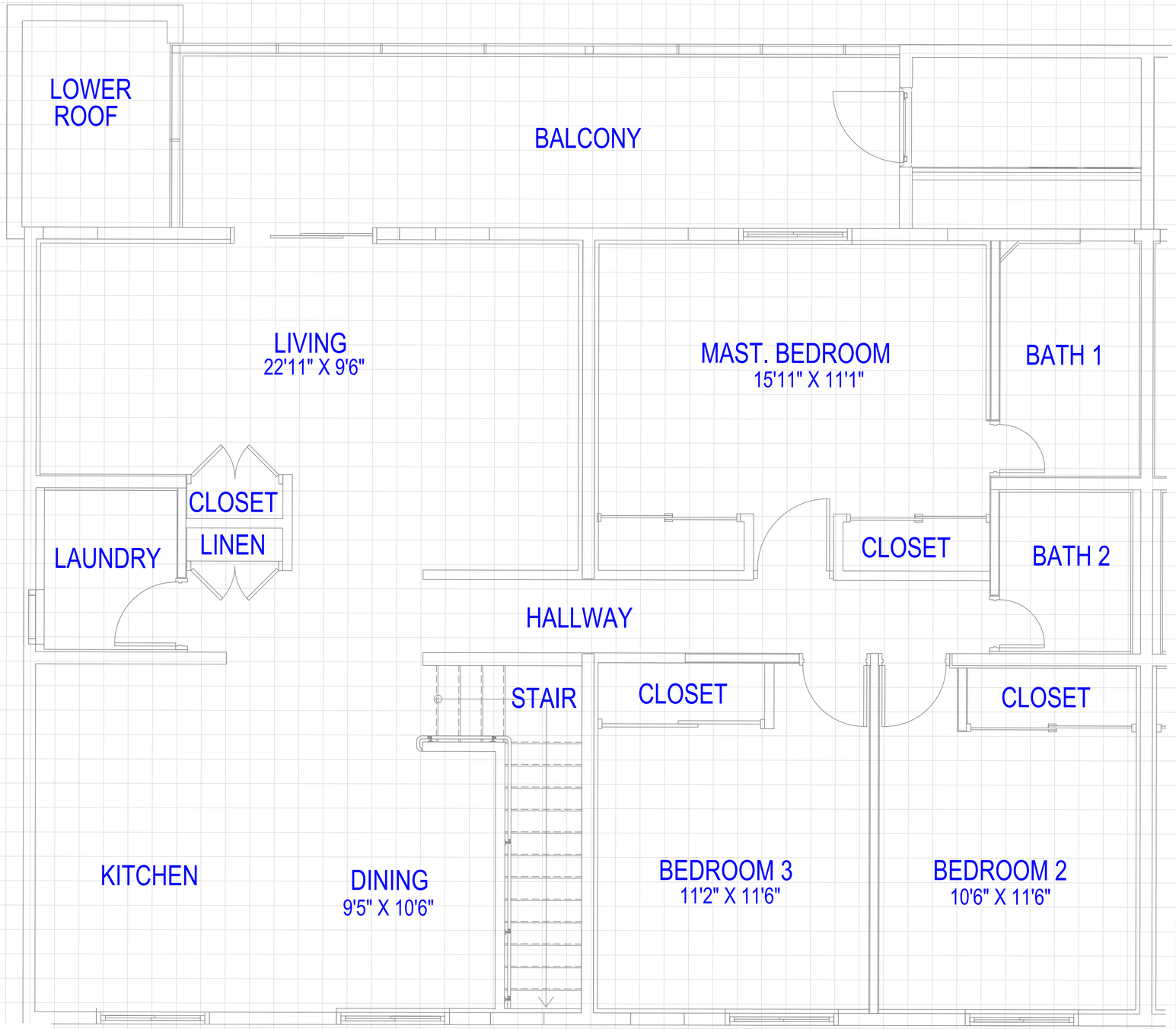

1 FOOT BY 1 FOOT GRID

Bldg 4543 2nd Floor

SCALE: ######

MARK	DESCRIPTION	DATE	APPR.	MARK	DESCRIPTION	DATE	APPR.

DESIGNED BY:
DRAWN BY: CHECKED BY:
154099540A
SUBMITTED BY:
PLOT SCALE: PLOT DATE:
SIZE: ANSI D
FILE NAME: 4543 GF01.dwg

DATE: 15 Jun 2009
SOLICITATION NO.:
CONTRACT NO.:
FILE NUMBER:

PACIFIC AIR FORCES
YOKOTA AIR FORCE BASE, JAPAN

374 CES/CEMME
YOKOTA AIR BASE,
PSC 477 BOX 55
FUSSA-CITY TOKYO 197-0001

BUILDING 4543
FLOOR PLAN
SECOND FLOOR

SHEET IDENTIFICATION
A-101
SHEET 1 OF 1

Drawing Location: H:_General Correspondence\A-CONMS_GOCart\Yoruby Run\154099540A\GF01.dwg

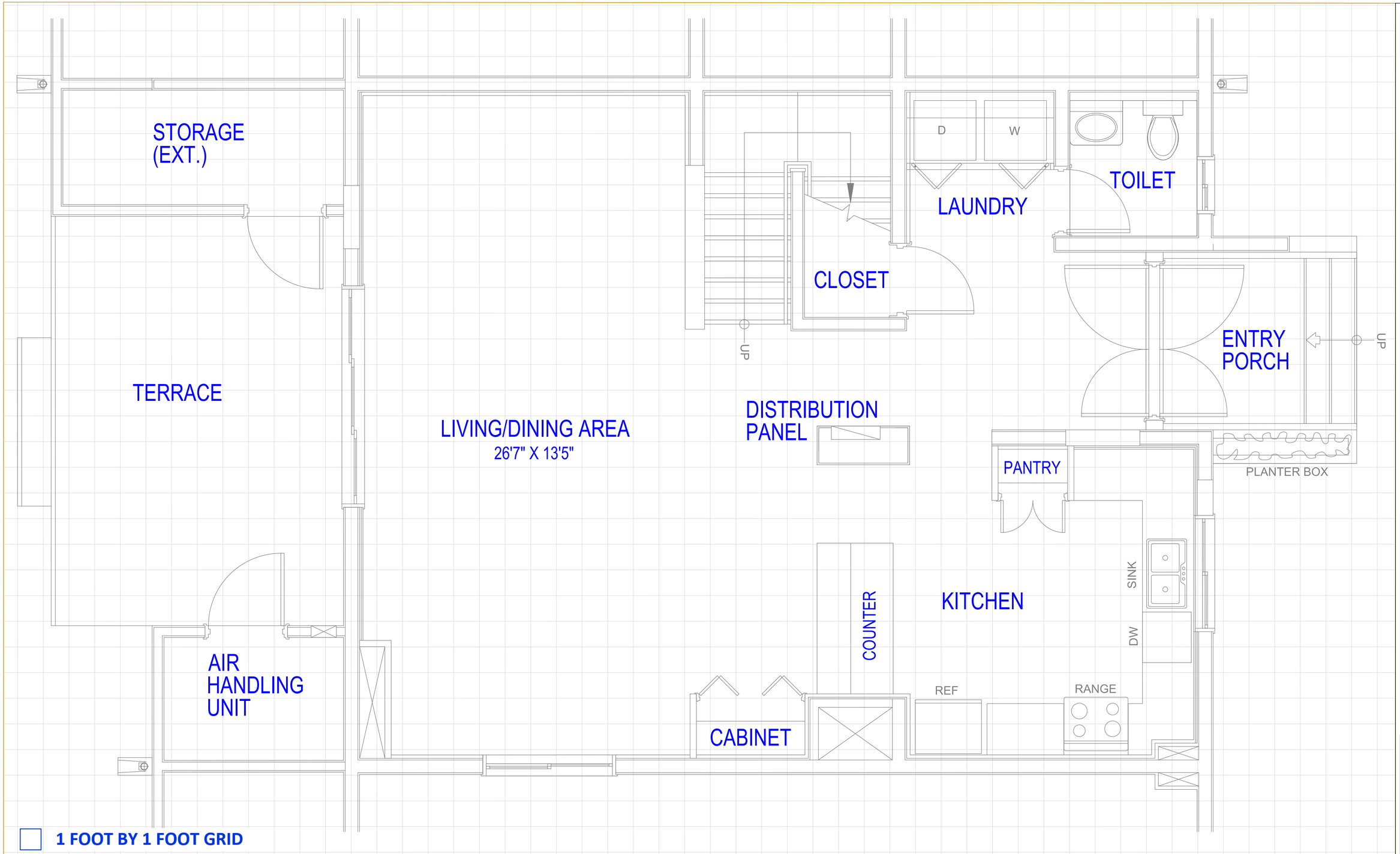

Bldg 4518 Floor 1

SCALE: ######

MARK	DESCRIPTION	DATE	APPR.	MARK	DESCRIPTION	DATE	APPR.

DESIGNED BY:
DRAWN BY: CHECKED BY: 154099540A
SUBMITTED BY:
PLOT SCALE: PLOT DATE:
SIZE: ANSI D FILE NAME: 4518_GRID.dwg
DATE: 15 Jun 2009
SOLICITATION NO.:
CONTRACT NO.:
FILE NUMBER:

PACIFIC AIR FORCES
YOKOTA AIR FORCE BASE, JAPAN

374 CES/CEMME
YOKOTA AIR BASE,
BLDG 35
FUSSA-CITY TOKYO 197-0001

BUILDING 4518
FIRST FLOOR
FLOOR PLAN

SHEET IDENTIFICATION
A-101
SHEET 1 OF 1

Drawing Location: H:_General Correspondence\ACCIMS_GIS\Cad\Yokota\Base\4518\4518_GRID.dwg

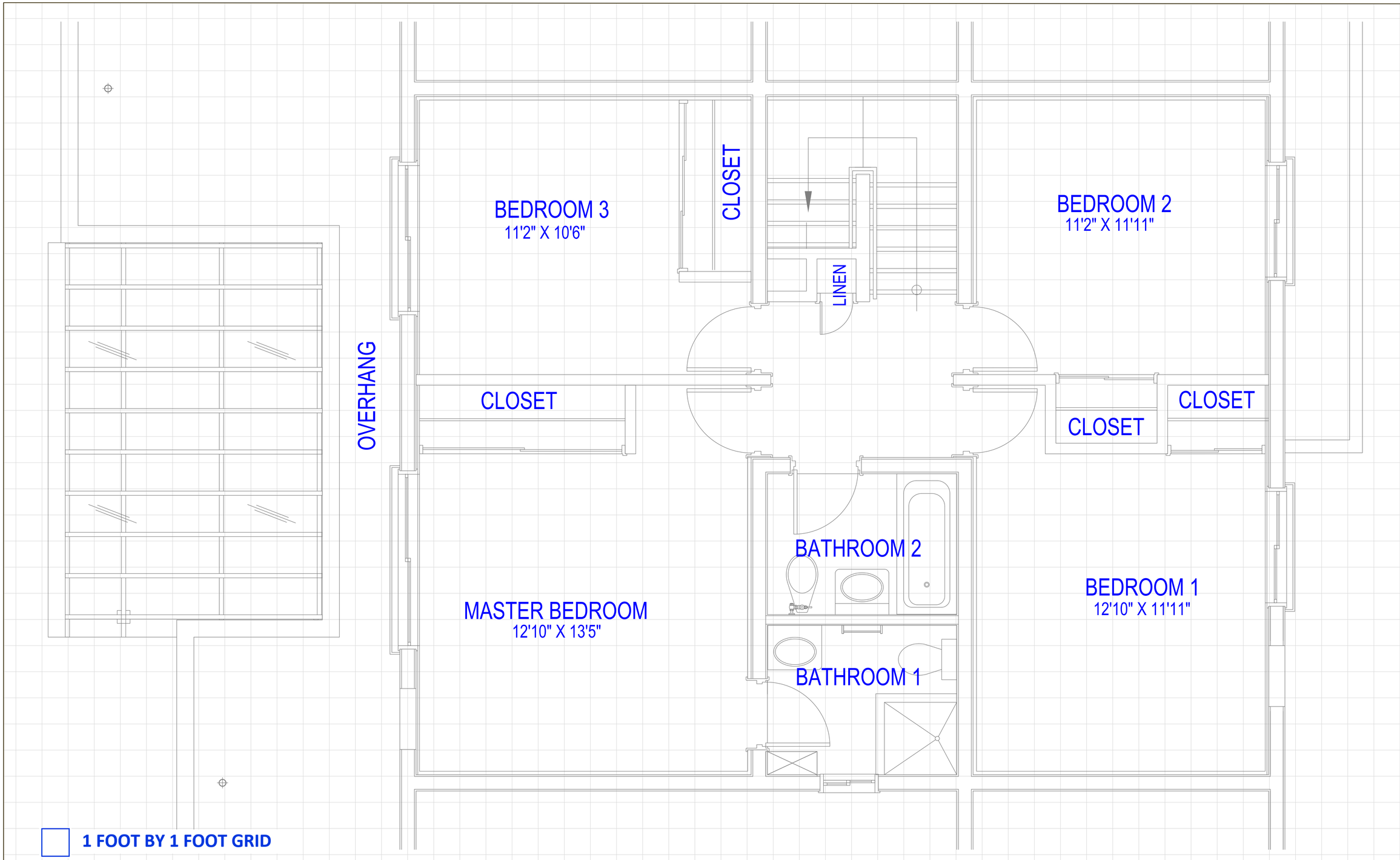

Bldg 4518 Floor 2

SCALE: ######

MARK	DESCRIPTION	DATE	APPR.	MARK	DESCRIPTION	DATE	APPR.

PACIFIC AIR FORCES
YOKOTA AIR FORCE BASE, JAPAN

374 CES/CEMME
YOKOTA AIR BASE,
APO AP 96328
FUSSA-CITY TOKYO 197-0001

DESIGNED BY:
DRAWN BY: CHECKED BY: 1545699540A
SUBMITTED BY:
PLOT SCALE: PLOT DATE:
SIZE: ANSI D
FILE NAME: 4518_GRID.dwg
DATE: 15 Jun 2009
SOLICITATION NO.:
CONTRACT NO.:
FILE NUMBER:

BUILDING 4518
SECOND FLOOR
FLOOR PLAN

SHEET IDENTIFICATION
A-101
SHEET 1 OF 1

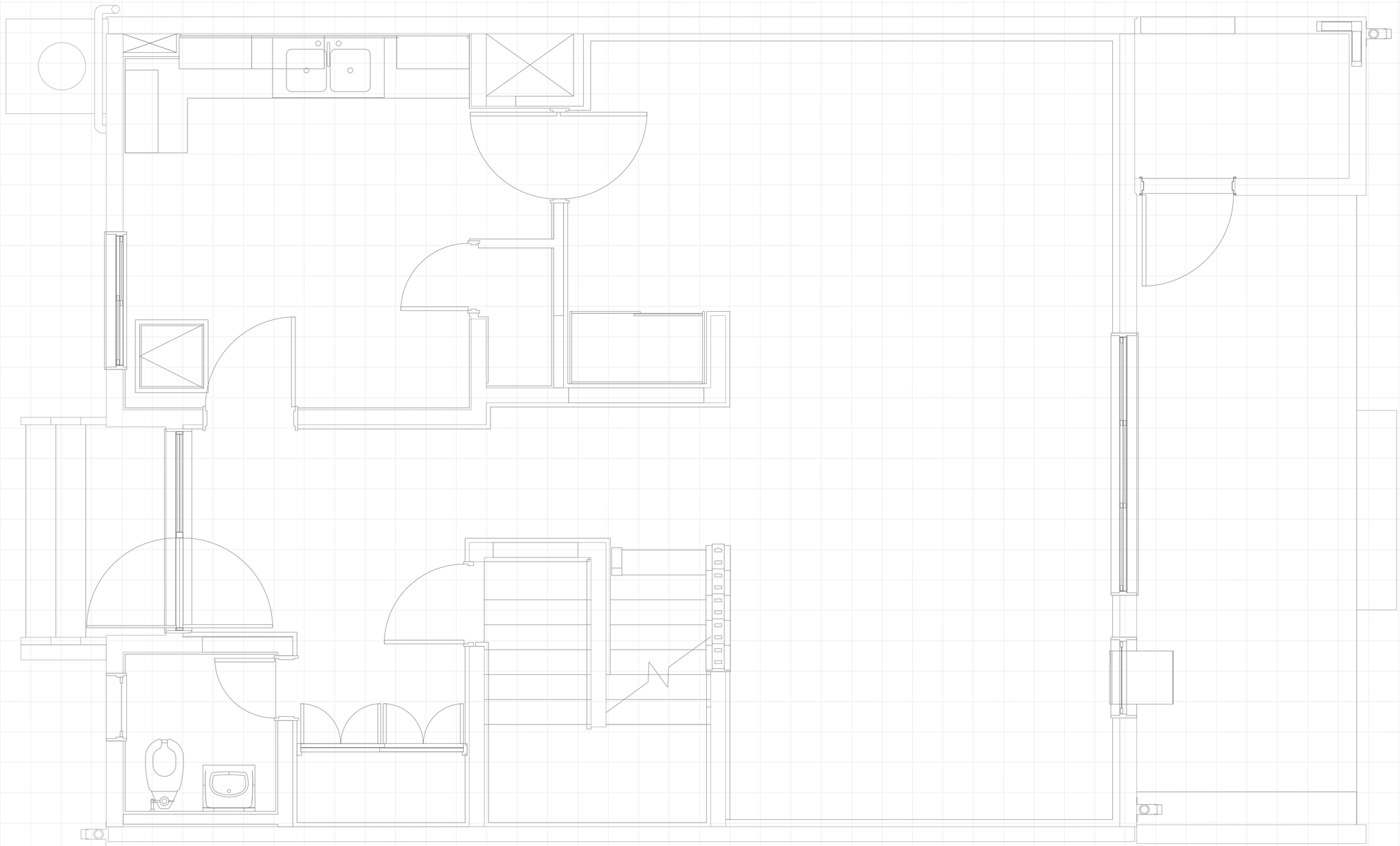

1 FOOT BY 1 FOOT GRID

Bldg 42 FIRST FLOOR

SCALE: ######

MARK	DESCRIPTION	DATE	APPR.	MARK	DESCRIPTION	DATE	APPR.

DESIGNED BY:
DRAWN BY: 1545095404b
CHECKED BY:
SUBMITTED BY:
PLOT SCALE:
PLOT DATE:
SIZE: ANSI D
FILE NAME: 0402 FINAL Cxtx.dwg
DATE: 11 Jun 2008
SOLICITATION NO.:
CONTRACT NO.:
FILE NUMBER:

PACIFIC AIR FORCES
YOKOTA AIR FORCE BASE, JAPAN

374 CES/CEMME
YOKOTA AIR BASE,
PO BOX 5008
FUSSA-CITY TOKYO 197-0001

BUILDING 42
FIRST FLOOR
FLOOR PLAN

SHEET IDENTIFICATION
A-101
SHEET 1 OF 1

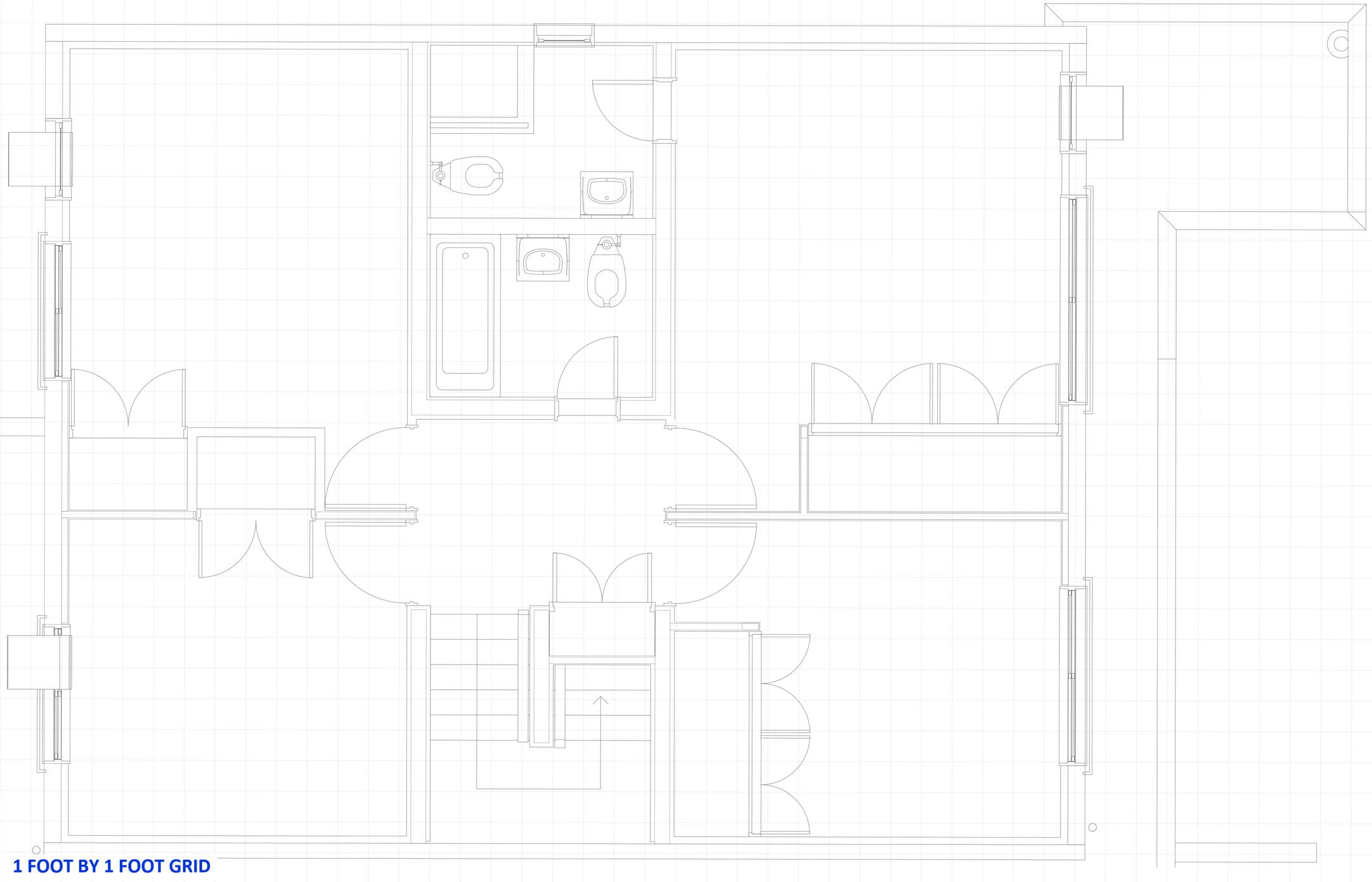

Bldg 42 SECOND FLOOR

SCALE: #######

MARK	DESCRIPTION	DATE	APPR.	MARK	DESCRIPTION	DATE	APPR.

PACIFIC AIR FORCES
YOKOTA AIR FORCE BASE, JAPAN

374 CES/CEMME
YOKOTA AIR BASE,
APO AP 96328
FUSSA-CITY TOKYO 197-0001

DESIGNED BY:
DRAWN BY: 1545095404
CHECKED BY:
SUBMITTED BY:
PLOT SCALE:
PLOT DATE:
SIZE: ANSI D
FILE NAME: 0402 FINAL Grid.dwg
DATE: 11 Jun 2020
SOLICITATION NO.:
CONTRACT NO.:
FILE NUMBER:

BUILDING 42
SECOND FLOOR
FLOOR PLAN

SHEET IDENTIFICATION
A-101
SHEET 1 OF 1

Drawing Location: C:\AL Contract Correspondence\A-E CONSULT - DADP\Arch Trades\Bldg 42\Plans\DGN\01 Plans\ Grid.dwg

YOKOTA AIR BASE
SENIOR OFFICER QUARTERS
HOUSING FLOOR PLANS

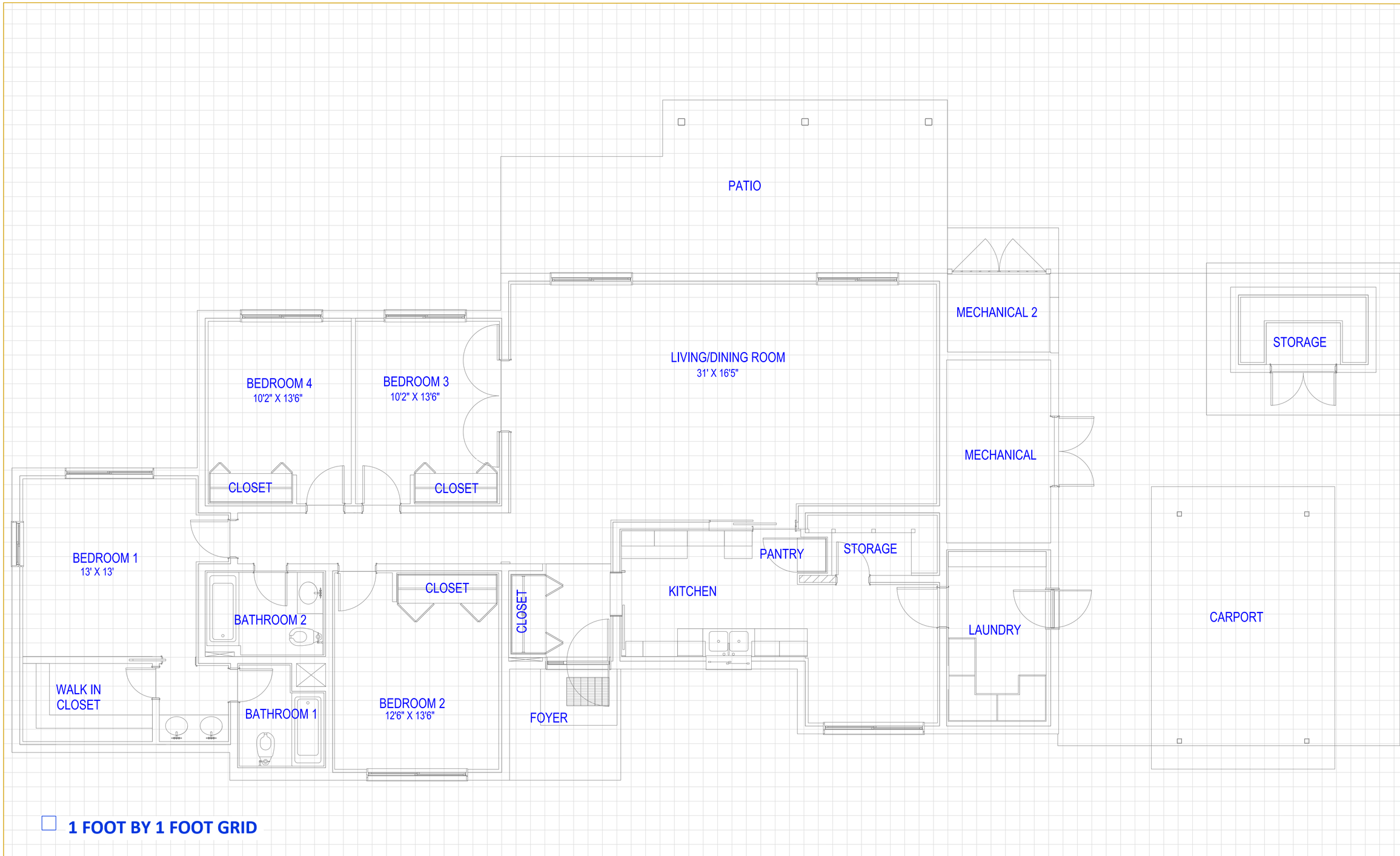

Bldg 1011

SCALE: ######

MARK	DESCRIPTION	DATE	APPR.	MARK	DESCRIPTION	DATE	APPR.

DESIGNED BY:
DRAWN BY: 1545095406
CHECKED BY:
SUBMITTED BY:
PLOT SCALE:
SIZE: ANSI D
PLOT DATE:
DATE: 18 Jun 2020
SOLICITATION NO.:
CONTRACT NO.:
FILE NUMBER:
FILE NAME: 1011 FINAL Grid.dwg

PACIFIC AIR FORCES
YOKOTA AIR FORCE BASE, JAPAN

374 CES/CEMME
YOKOTA AIR BASE,
APO AP 96328
FUSSA-CITY TOKYO 197-0001

BUILDING 1011
FLOOR PLAN

SHEET IDENTIFICATION
A-101
SHEET 1 OF 1

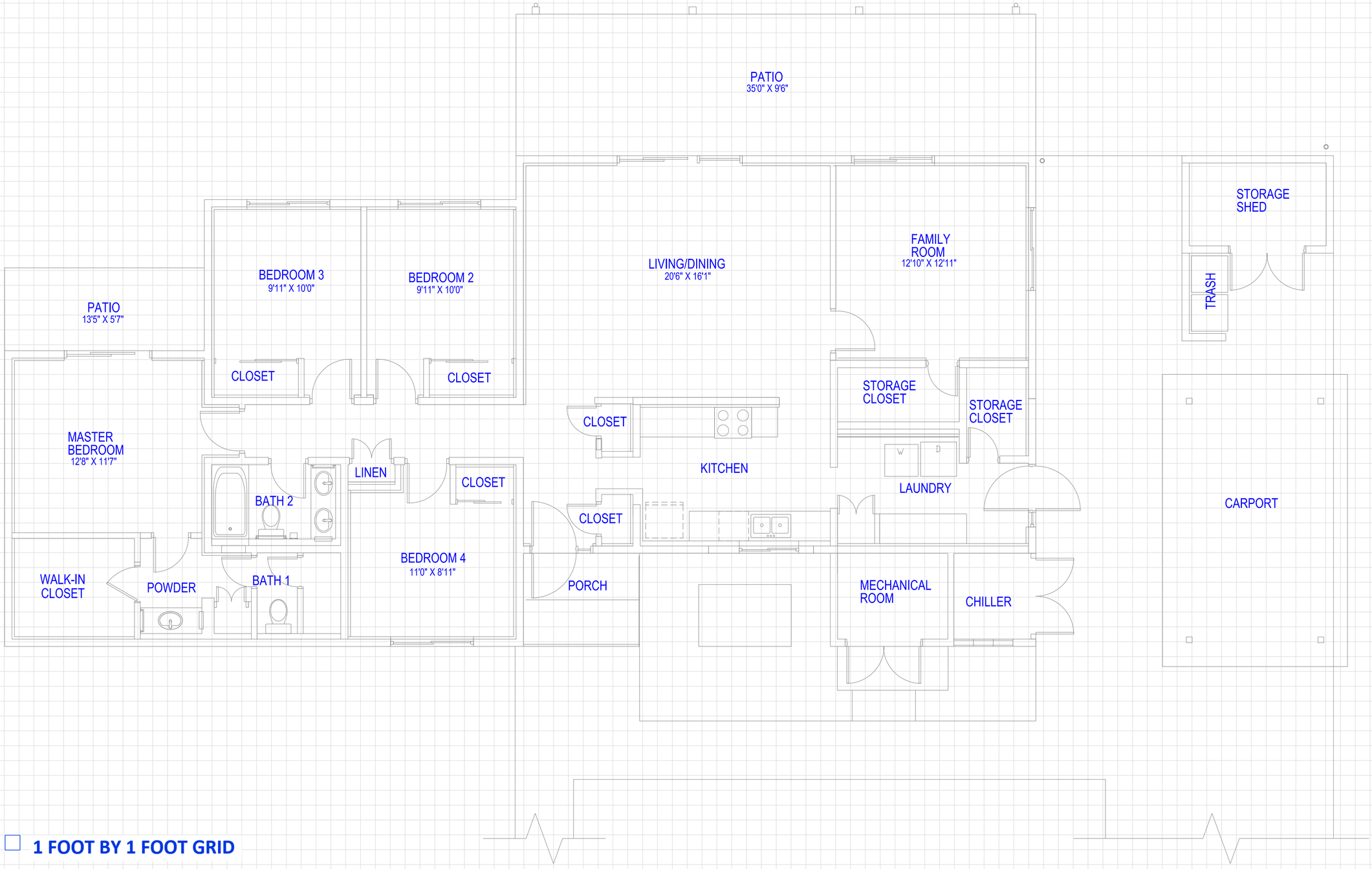

Bldg 1008

SCALE: #######

MARK	DESCRIPTION	DATE	APPR.	MARK	DESCRIPTION	DATE	APPR.

DESIGNED BY:
DRAWN BY: 1545095640A
CHECKED BY:
SUBMITTED BY:
PLOT SCALE:
PLOT DATE:
SIZE: ANSI D
FILE NAME: 1008 FloorDrawing GRID.dwg
DATE: 11 Jan 2008
SOLICITATION NO.:
CONTRACT NO.:
FILE NUMBER:

PACIFIC AIR FORCES
YOKOTA AIR FORCE BASE, JAPAN

374 CES/CEMME
YOKOTA AIR BASE,
BLDG 1008
FUSSA-CITY TOKYO 197-0001

BUILDING 1008
FLOOR PLAN

SHEET IDENTIFICATION
A-101
SHEET 1 OF 1

Drawing Location: CIVIL Service Contracts\Projects\1-CONWIP\1-Timothy Rice\1-Base Plans\1008\1008 FloorDrawing GRID.dwg

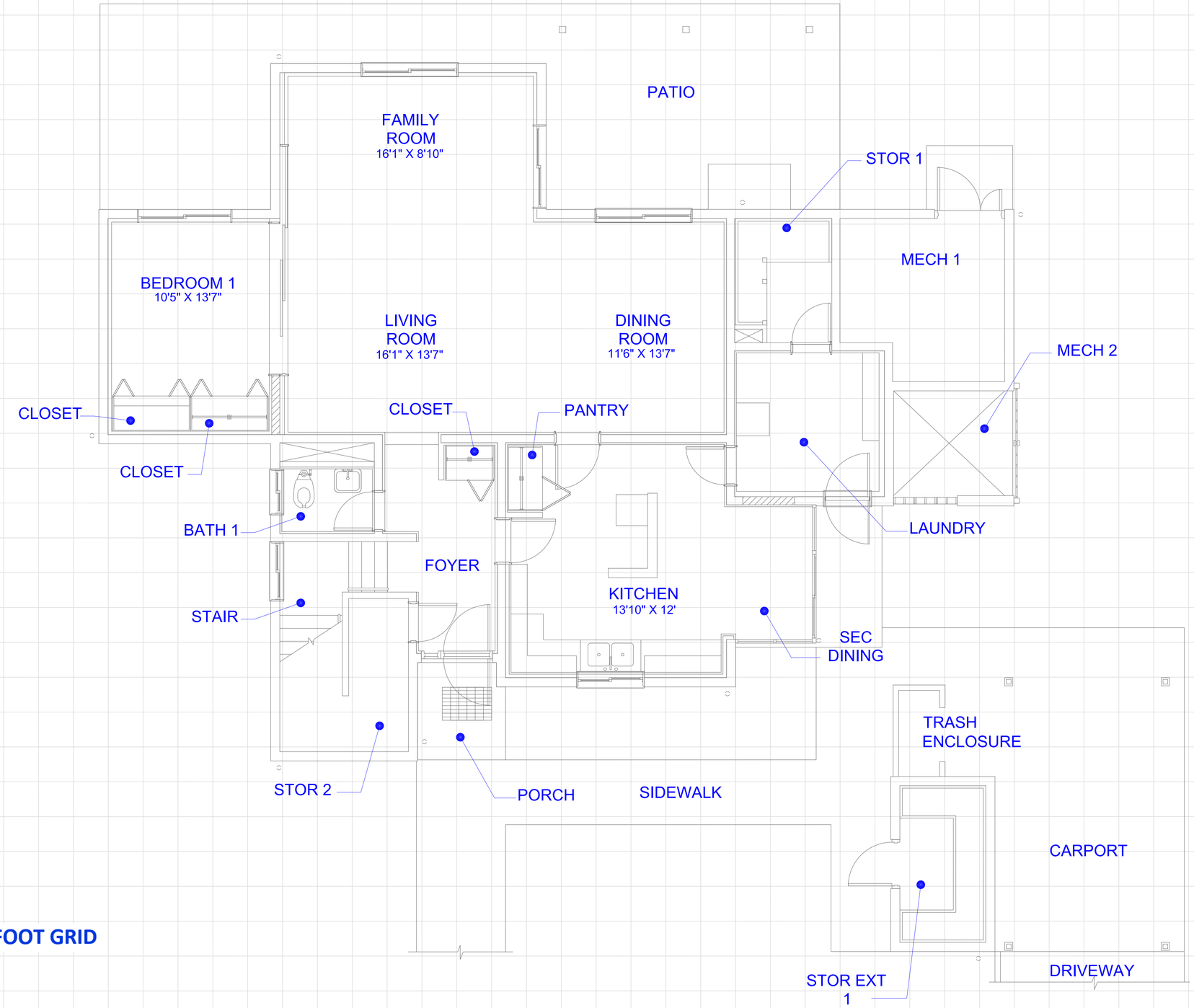

1 FOOT BY 1 FOOT GRID

BLDG 1025 FLR 1

SCALE: ######

MARK	DESCRIPTION	DATE	APPR.	MARK	DESCRIPTION	DATE	APPR.

DESIGNED BY:
DRAWN BY: 1545699540A
CHECKED BY:
SUBMITTED BY:
SOLICITATION NO.:
CONTRACT NO.:
PLOT SCALE:
PLOT DATE:
FILE NUMBER:
SIZE: ANSI D
FILE NAME: 1025 First Gfloor.dwg
DATE: 11 Jun 2009

PACIFIC AIR FORCES
YOKOTA AIR FORCE BASE, JAPAN

374 CES/CEMME
YOKOTA AIR BASE,
APO AP 96328
FUSSA-CITY TOKYO 197-0001

BUILDING 1025
FIRST FLOOR
FLOOR PLAN

SHEET IDENTIFICATION
A-101
SHEET 1 OF 1

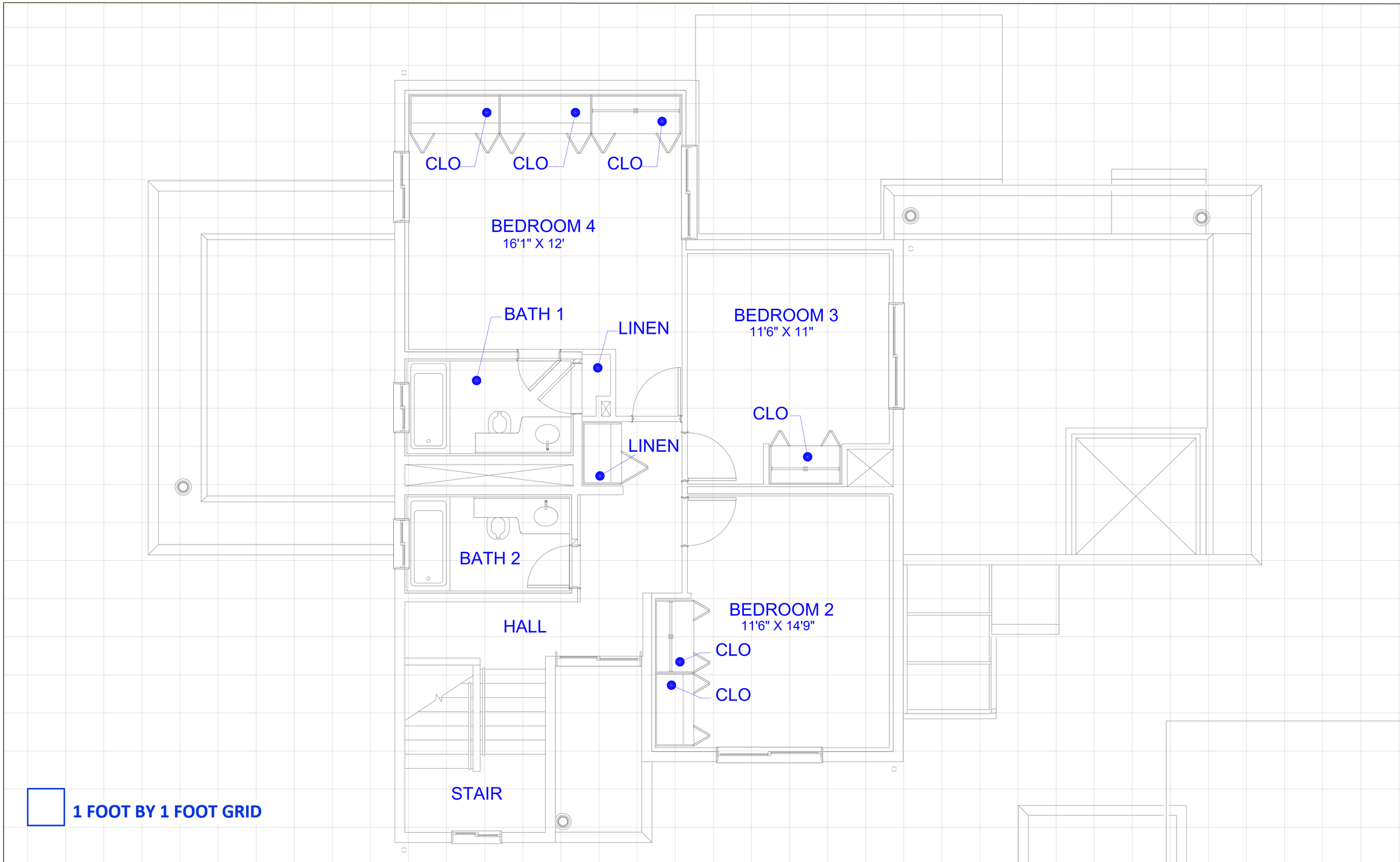

BLDG 1025 FLR 2

SCALE: ######

MARK	DESCRIPTION	DATE	APPR.	MARK	DESCRIPTION	DATE	APPR.

DESIGNED BY:
DRAWN BY: 1545699540A
CHECKED BY:
SUBMITTED BY:
SIZE: ANSI D
PLOT SCALE:
PLOT DATE:
DATE: 11 Jun 2009
SOLICITATION NO.:
CONTRACT NO.:
FILE NUMBER:
FILE NAME: 1025 First Gfloor.dwg

PACIFIC AIR FORCES
YOKOTA AIR FORCE BASE, JAPAN

374 CES/CEMME
YOKOTA AIR BASE,
APO AP 96328
FUSSA-CITY TOKYO 197-0001

BLDG 1025
SECOND FLOOR
FLOOR PLAN

SHEET IDENTIFICATION
A-101
SHEET 1 OF 1

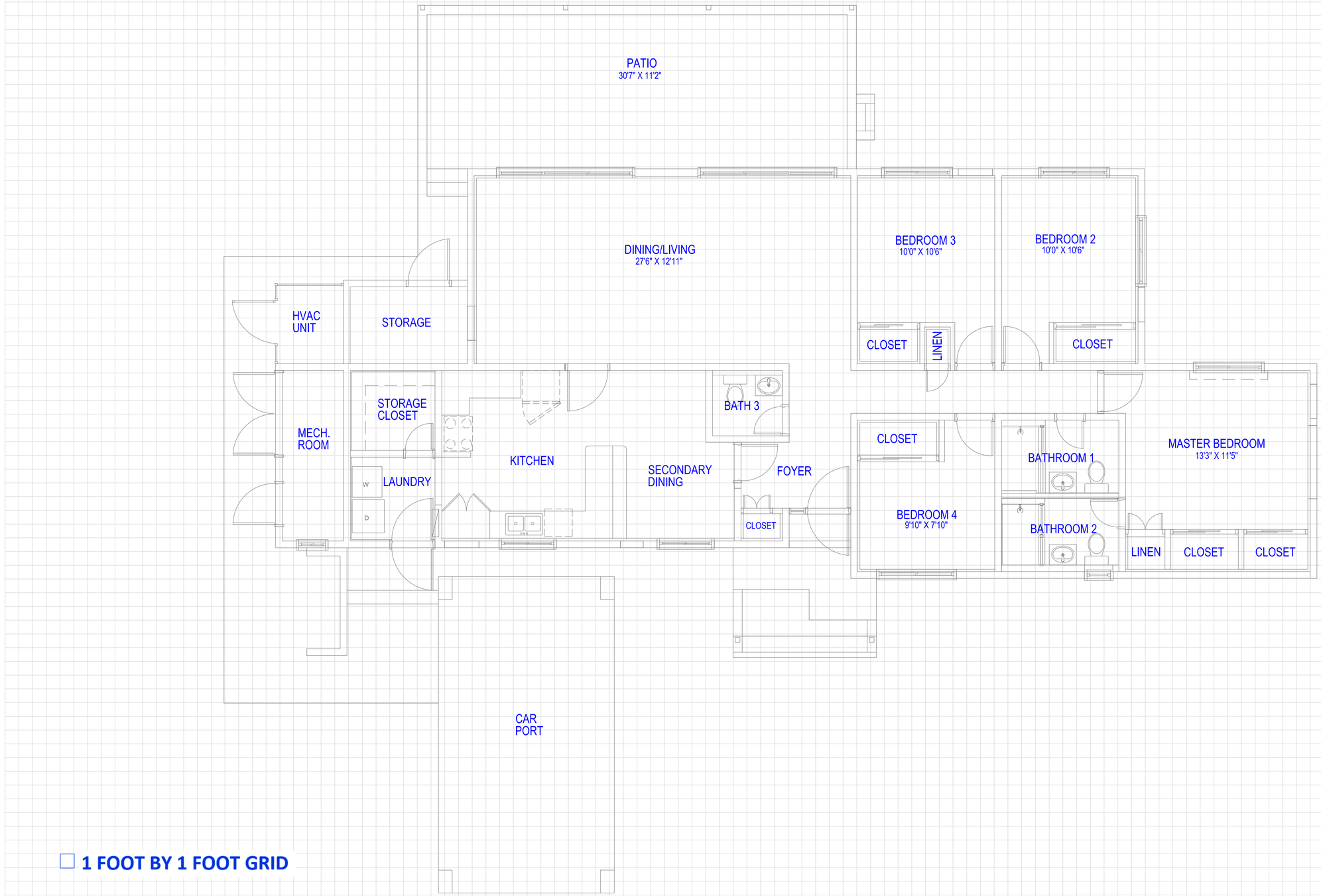

Bldg 1084

SCALE: ######

MARK	DESCRIPTION	DATE	APPR.	MARK	DESCRIPTION	DATE	APPR.

DESIGNED BY:
DRAWN BY: CHECKED BY: 1540995404
SUBMITTED BY:
PLOT SCALE: PLOT DATE:
SIZE: ANSI D
FILE NAME: 1084 Floor.dwg
DATE: 11 Jun 2009
SOLICITATION NO.:
CONTRACT NO.:
FILE NUMBER:

PACIFIC AIR FORCES
YOKOTA AIR FORCE BASE, JAPAN

374 CES/CEMME
YOKOTA AIR BASE,
BUILDING 35
FUSSA-CITY TOKYO 197-0001

BUILDING 1084
FLOOR PLAN

SHEET IDENTIFICATION
A-101
SHEET 1 OF 1

Drawing Location: F:\Civil Engineering\General-CONMES_GIO\Family Housing\Base Housing\1084\1084 Elevations

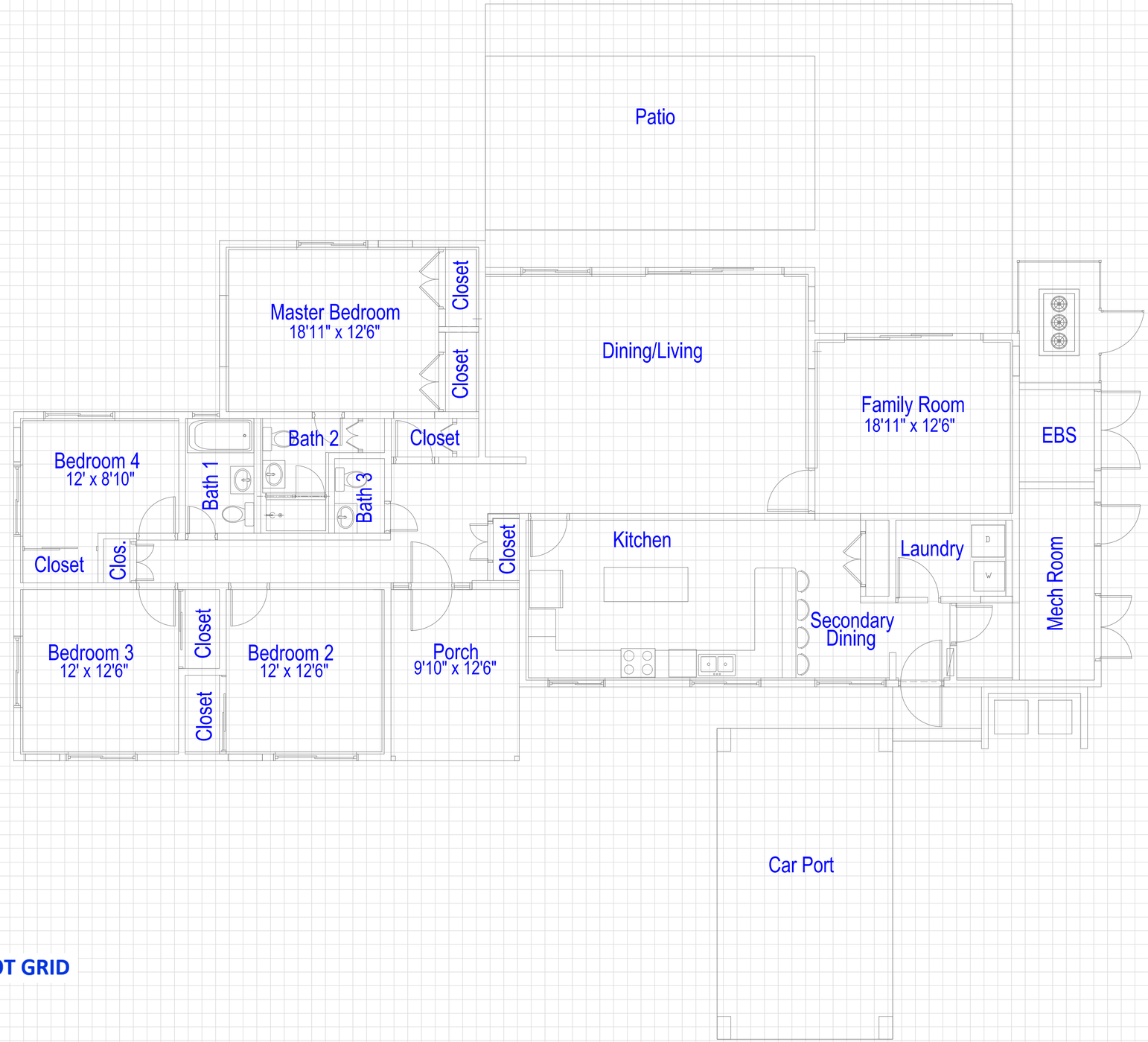

1 FOOT BY 1 FOOT GRID

Bldg 1086

SCALE: ######

MARK	DESCRIPTION	DATE	APPR.	MARK	DESCRIPTION	DATE	APPR.

PACIFIC AIR FORCES
YOKOTA AIR FORCE BASE, JAPAN

374 CES/CENME
YOKOTA AIR BASE,
BLDG 1000
FUSSA-CITY TOKYO 197-0001

DESIGNED BY:
DRAWN BY: 154509564JA
CHECKED BY:
SUBMITTED BY:
PLOT SCALE:
PLOT DATE:
SIZE: ANSI D
FILE NAME: 1086 GA.dwg
DATE: 11 Jun 2009
SOLICITATION NO.:
CONTRACT NO.:
FILE NUMBER:

BUILDING 1086
FLOOR PLAN

SHEET IDENTIFICATION
A-101
SHEET 1 OF 1

Drawing Location: C:\AutoCad Contractor\Japan\Jobs\1086\GA\1086 GA.dwg

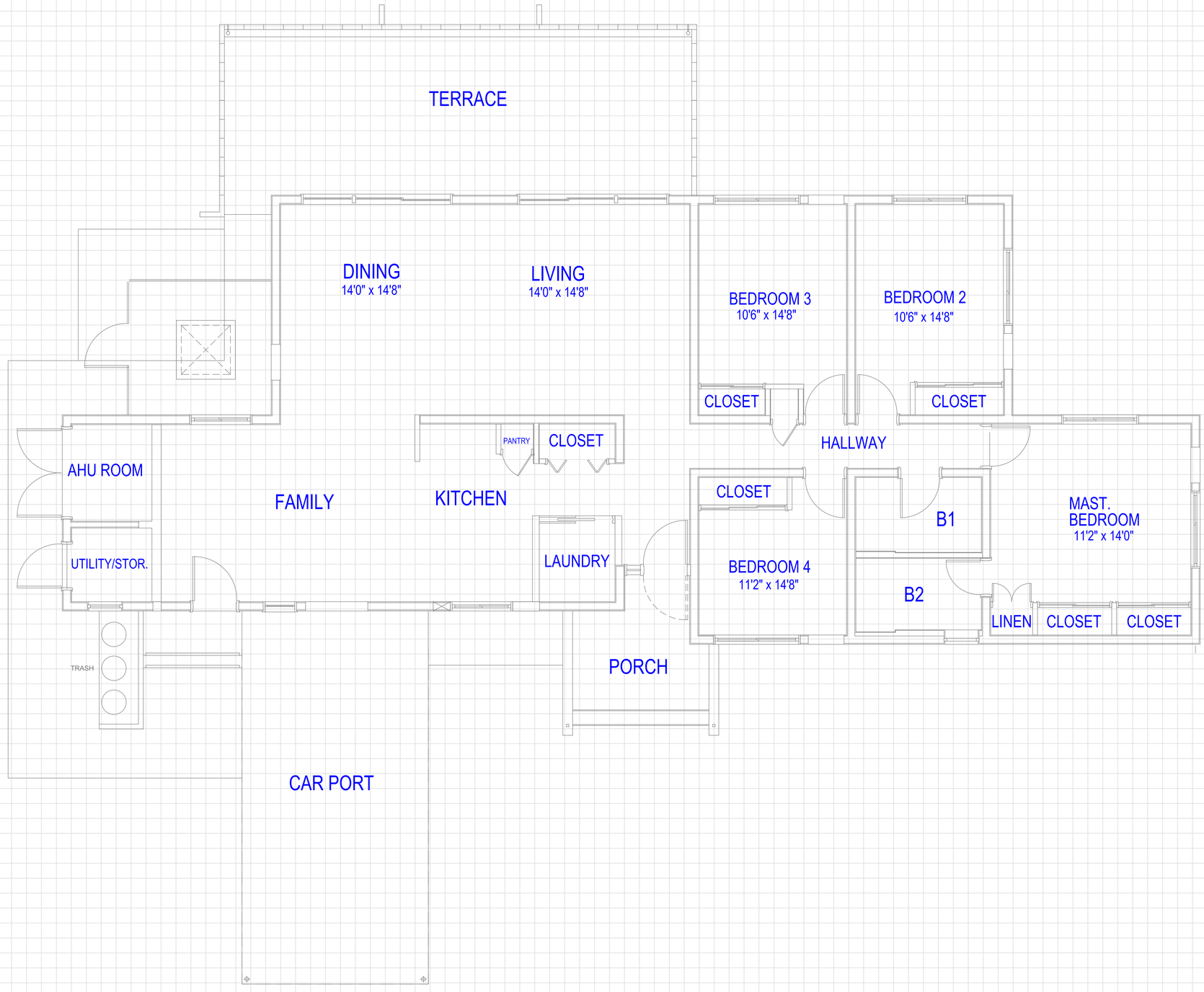

1 FOOT BY 1 FOOT GRID

Bldg 1090

SCALE: ######

MARK	DESCRIPTION	DATE	APPR.	MARK	DESCRIPTION	DATE	APPR.

DESIGNED BY:
DRAWN BY: 154509940A
CHECKED BY:
SUBMITTED BY:
PLOT SCALE:
PLOT DATE:
DATE: 14 Jun 2020
SOLICITATION NO.:
CONTRACT NO.:
FILE NUMBER:
SIZE: ANSI D
FILE NAME: 1090 Floor.dwg

PACIFIC AIR FORCES
YOKOTA AIR FORCE BASE, JAPAN

374 CES/CEMME
YOKOTA AIR BASE,
BLDG 1090
FUSSA-CITY TOKYO 197-0001

BUILDING 1090
FLOOR PLAN

SHEET IDENTIFICATION
A-101
SHEET 1 OF 1

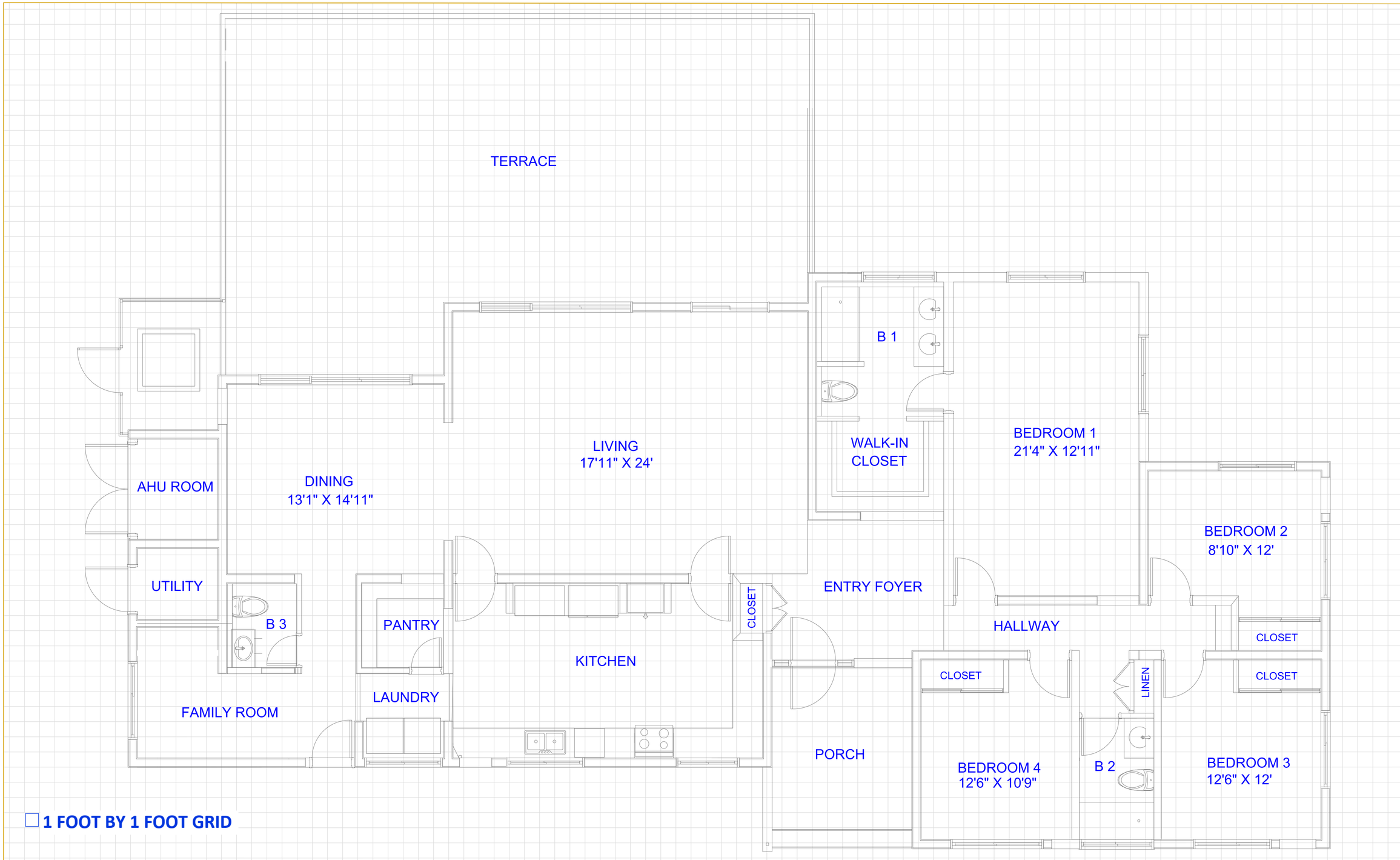

Bldg 1095

SCALE: ######

MARK	DESCRIPTION	DATE	APPR.	MARK	DESCRIPTION	DATE	APPR.

DESIGNED BY:
DRAWN BY: 154G0950A0A
CHECKED BY:
SUBMITTED BY:
DATE: 1 Jul 2020
SOLICITATION NO.:
CONTRACT NO.:
PLOT SCALE:
PLOT DATE:
FILE NUMBER:
SIZE: ANSI D
FILE NAME: 1095 Final Grid.dwg

PACIFIC AIR FORCES
YOKOTA AIR FORCE BASE, JAPAN

374 CES/CEMME
YOKOTA AIR BASE,
BLDG 1095
FUSSA-CITY TOKYO 197-0001

BUILDING 1095
FLOOR PLAN

SHEET IDENTIFICATION
A-101
SHEET 1 OF 1

Drawing Location: C:\Pw_Working\mcpr0001\d0080625_C\ADP-Facility Plan\Plan\0001\001 Bldg\1095\Drawing

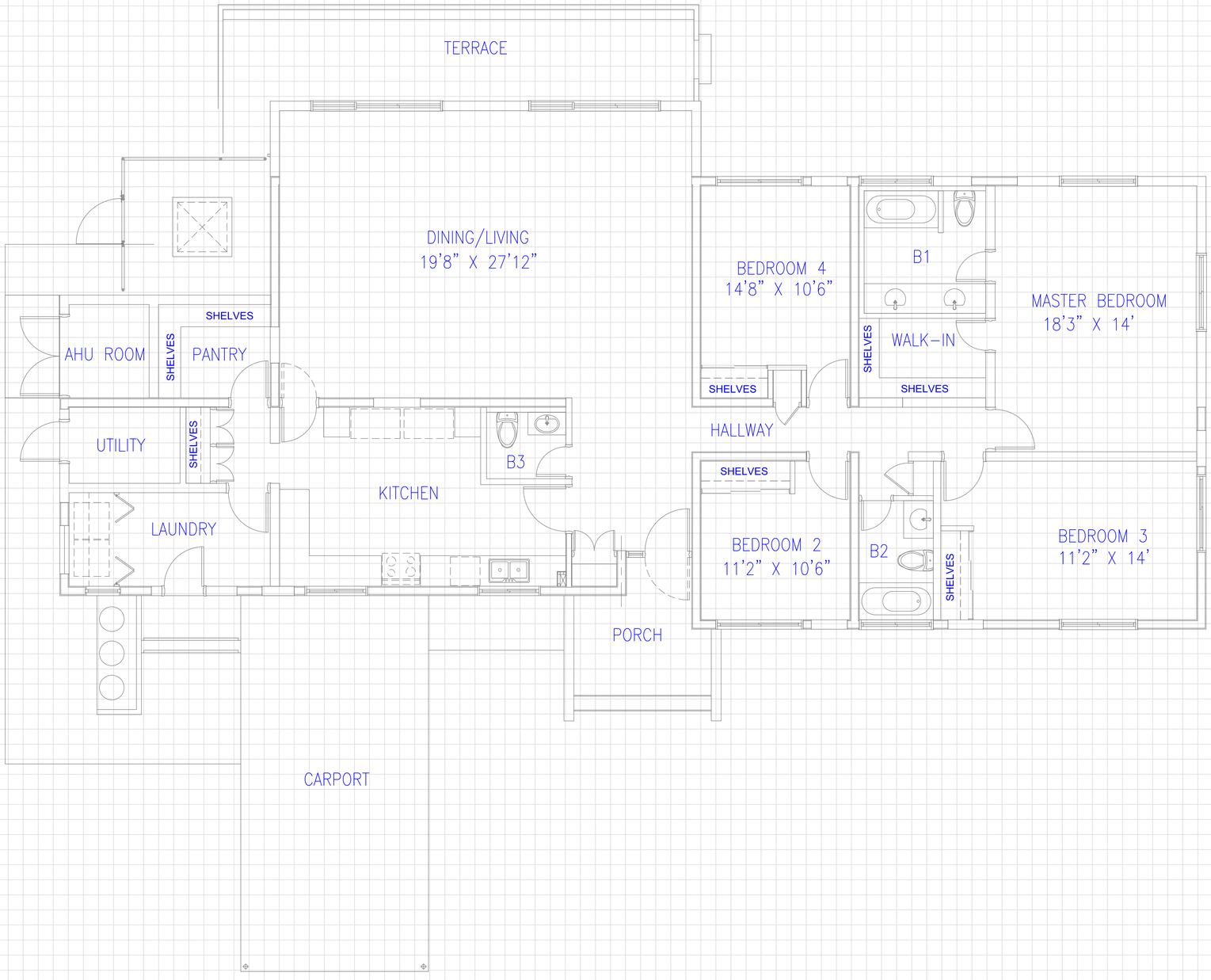

1 FOOT BY 1 FOOT GRID

Bldg 1097

SCALE: ######

MARK	DESCRIPTION	DATE	APPR.	MARK	DESCRIPTION	DATE	APPR.

DESIGNED BY:
DRAWN BY: 154509954dA
CHECKED BY:
SUBMITTED BY:
PLOT SCALE:
PLOT DATE:
DATE: 11 JAN 2020
SOLICITATION NO.:
CONTRACT NO.:
FILE NUMBER:
SIZE: ANSI D
FILE NAME: 1097 Qtr Dwg

PACIFIC AIR FORCES
YOKOTA AIR FORCE BASE, JAPAN

374 CES/CENME
YOKOTA AIR BASE,
BLDG 5208
FUSSA-CITY TOKYO 197-0001

BUILDING 1097
FLOOR PLAN

SHEET IDENTIFICATION
A-101
SHEET 1 OF 1

Drawing Location: U:\A_Current Correspondence\A_CURRENT_CADD\Family Plan Form 1097\1097 Qtr.dwg

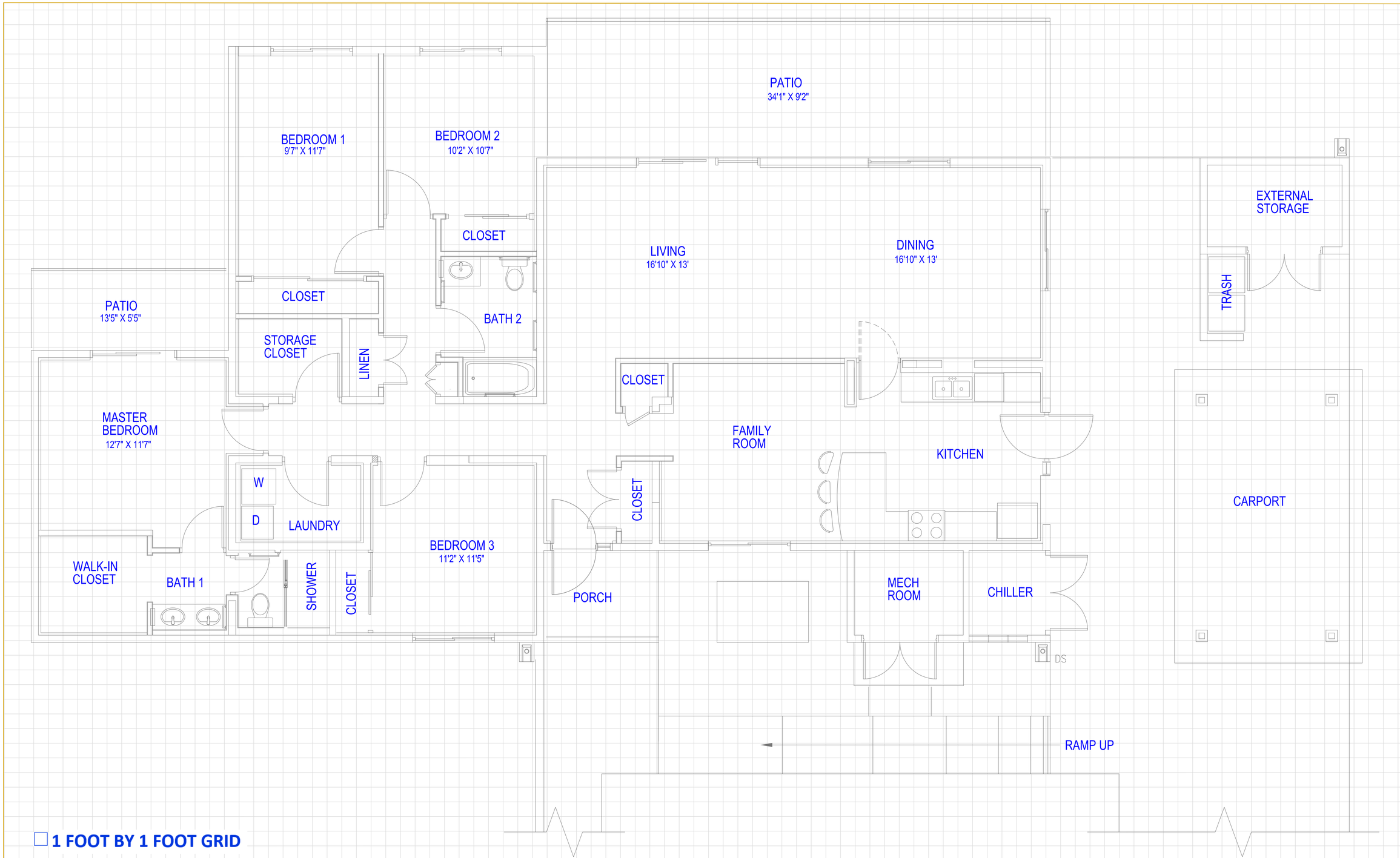

Bldg 1098

SCALE: ######

MARK	DESCRIPTION	DATE	APPR.	MARK	DESCRIPTION	DATE	APPR.

DESIGNED BY:
DRAWN BY: 154509954UA
CHECKED BY:
SUBMITTED BY:
DATE: 12-Jan-2020
SOLICITATION NO.:
CONTRACT NO.:
PLOT SCALE:
PLOT DATE:
FILE NUMBER:
SIZE: ANSI D
FILE NAME: 1098 SA4.dwg

PACIFIC AIR FORCES
YOKOTA AIR FORCE BASE, JAPAN

374 CES/CEMPE
YOKOTA AIR BASE,
BUILDING 1000
FUSSA-CITY TOKYO 197-0001

BUILDING 1098
FLOOR PLAN

SHEET IDENTIFICATION
A-101
SHEET 1 OF 1

Drawing Location: File, Drawer Cabinet/Jacket/Jacket Drawer, CD/MEDIA, CAD/Drawing Files/Plans/1000-1099 Drawing